

Excellent Integrated System Limited

Stocking Distributor

Click to view price, real time Inventory, Delivery & Lifecycle Information:

[Skyworks Solutions Inc.](#)
[AS227-321LF](#)

For any questions, you can email us directly:
sales@integrated-circuit.com



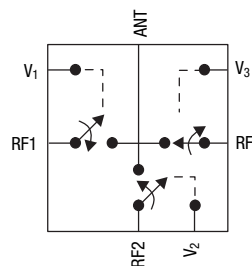
DATA SHEET

AS227-321LF: PHEMT GaAs IC High-Power SP3T Switch 300 kHz–2 GHz

Features

- Positive low voltage control (0/2.75 V operation)
- Low insertion loss (0.5 dB typ. @ 1 GHz)
- High isolation (26 dB typ. @ 1 GHz)
- Excellent IIP3 (63 dBm @ 2.75 V, 27 dBm/tone)
- Miniature QFN-12 plastic package
- PHEMT process
- Available lead (Pb)-free and RoHS-compliant MSL-1 @ 260 °C per JEDEC J-STD-020


Functional Block Diagram



Description

The AS227-321LF is a PHEMT GaAs IC SP3T antenna switch operating in the 900 MHz and 1800 MHz frequency bands. Switching between the antenna and Tx/Rx ports is accomplished with 3 control inputs. When the control inputs are driven with the appropriate voltages, a low insertion loss path is provided from an antenna port to an Rx or Tx port, while the other ports have high attenuation.

NEW Skyworks offers lead (Pb)-free, RoHS (Restriction of Hazardous Substances)-compliant packaging.



Electrical Specifications at 25 °C

V_{CTL} = 0/2.75 V, Z₀ = 50 Ω, unless otherwise noted

Parameter	Frequency	Min.	Typ.	Max.	Unit
Insertion loss	Ant-RF1, RF2, RF3				
	300 kHz–0.5 GHz		0.45	0.6	dB
	300 kHz–1.0 GHz		0.50	0.7	dB
Isolation	Ant-RF1, RF2, RF3				
	300 kHz–0.5 GHz	30	32		dB
	300 kHz–1.0 GHz	24	26		dB
Return loss	Ant-RF1, RF2, RF3				
	300 kHz–0.5 GHz		18		dB
	300 kHz–1.0 GHz		18		dB
	300 kHz–2.0 GHz		14		dB

DATA SHEET • AS227-321LF

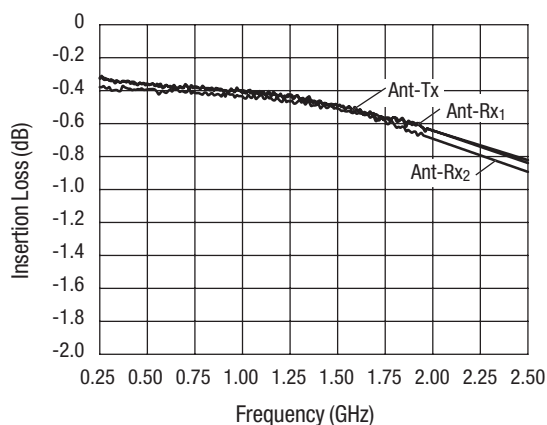
Operating Characteristics at 25 °C

V_{CTL} = 0/2.75 V, Z₀ = 50 Ω, unless otherwise noted

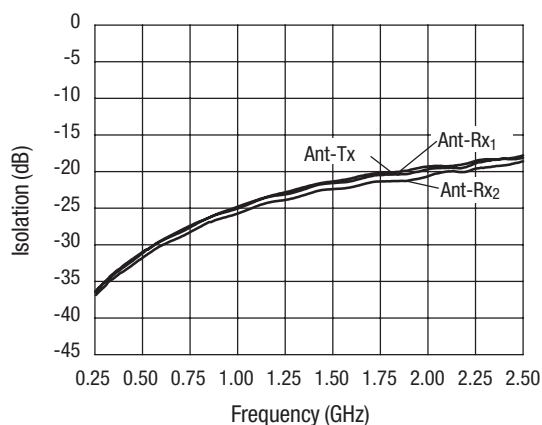
Parameter	Condition	Frequency	Min.	Typ.	Max.	Unit
Input Third Order Intercept (IIP3)	P _{IN} = 27 dBm, each tone	824/869 MHz		63		dBm
2nd/3rd harmonic	P _{IN} = 34.5 dBm	900 MHz		-65		dBc
Gate leakage current	P _{IN} = 34 dBm, V _{CTL} = 2.75 V			50		μA
Thermal resistance				25		°C/W
Control voltages	V _{LOW}		-0.25	0	0.25	V
	V _{HIGH}		2.60	2.75	5.00	V

Typical Performance Data

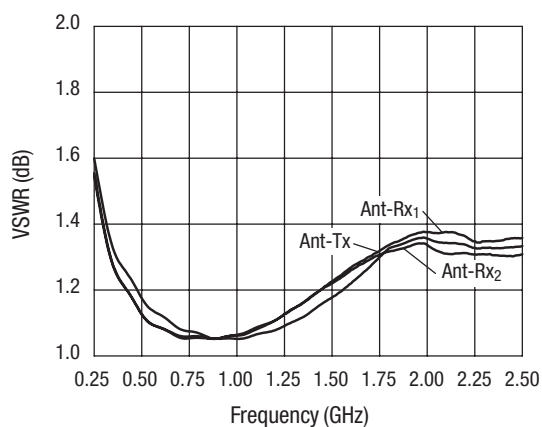
T_A = 25 °C, V_{CTL} = 0/2.75 V, Z₀ = 50 Ω, unless otherwise noted



Insertion Loss vs. Frequency

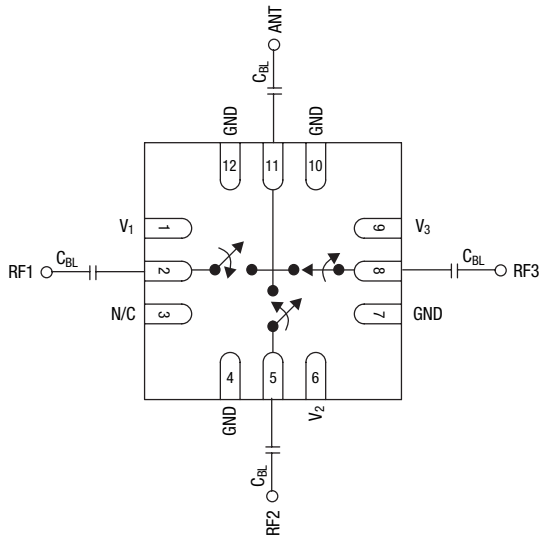


Isolation vs. Frequency



VSWR vs. Frequency

Pin Out (Top View)



DC blocks required. $C_{BL} = 47$ pF for operation >500 MHz.

Absolute Maximum Ratings

Characteristic	Value
RF input power	4 W > 0.5 GHz 0/6 V control
Control voltage	6 V
Operating temperature	-40 °C to +85 °C
Storage temperature	-65 °C to +150 °C

Performance is guaranteed only under the conditions listed in the specifications table and is not guaranteed under the full range(s) described by the Absolute Maximum specifications. Exceeding any of the absolute maximum/minimum specifications may result in permanent damage to the device and will void the warranty.

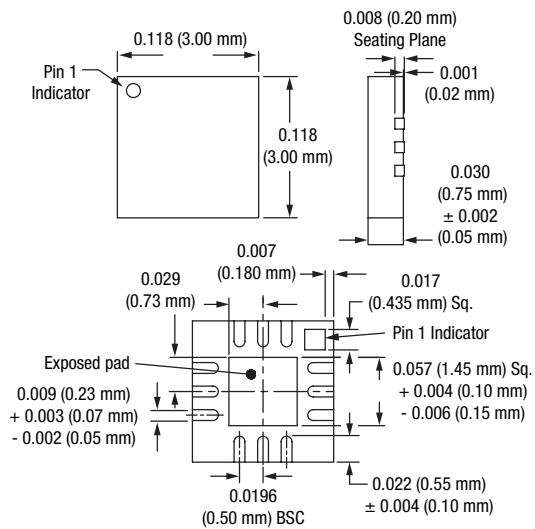
CAUTION: Although this device is designed to be as robust as possible, ESD (Electrostatic Discharge) can damage this device. This device must be protected at all times from ESD. Static charges may easily produce potentials of several kilovolts on the human body or equipment, which can discharge without detection. Industry-standard ESD precautions must be employed at all times.

Truth Table

V_1	V_2	V_3	Ant-RF1	Ant-RF2	Ant-RF3
V_{HIGH}	V_{LOW}	V_{LOW}	Ins. loss	Isolation	Isolation
V_{LOW}	V_{HIGH}	V_{LOW}	Isolation	Ins. loss	Isolation
V_{LOW}	V_{LOW}	V_{HIGH}	Isolation	Isolation	Ins. loss

All other conditions not recommended.
 $V_{LOW} = 0-0.2$ V.
 $V_{HIGH} = 2.75-5$ V.

QFN-12



DATA SHEET • AS227-321LF

Copyright © 2002, 2003, 2004, 2005, 2006, Skyworks Solutions, Inc. All Rights Reserved.

Information in this document is provided in connection with Skyworks Solutions, Inc. ("Skyworks") products or services. These materials, including the information contained herein, are provided by Skyworks as a service to its customers and may be used for informational purposes only by the customer. Skyworks assumes no responsibility for errors or omissions in these materials or the information contained herein. Skyworks may change its documentation, products, services, specifications or product descriptions at any time, without notice. Skyworks makes no commitment to update the materials or information and shall have no responsibility whatsoever for conflicts, incompatibilities, or other difficulties arising from any future changes.

No license, whether express, implied, by estoppel or otherwise, is granted to any intellectual property rights by this document. Skyworks assumes no liability for any materials, products or information provided hereunder, including the sale, distribution, reproduction or use of Skyworks products, information or materials, except as may be provided in Skyworks Terms and Conditions of Sale.

THE MATERIALS, PRODUCTS AND INFORMATION ARE PROVIDED "AS IS" WITHOUT WARRANTY OF ANY KIND, WHETHER EXPRESS, IMPLIED, STATUTORY, OR OTHERWISE, INCLUDING FITNESS FOR A PARTICULAR PURPOSE OR USE, MERCHANTABILITY, PERFORMANCE, QUALITY OR NON-INFRINGEMENT OF ANY INTELLECTUAL PROPERTY RIGHT; ALL SUCH WARRANTIES ARE HEREBY EXPRESSLY DISCLAIMED. SKYWORKS DOES NOT WARRANT THE ACCURACY OR COMPLETENESS OF THE INFORMATION, TEXT, GRAPHICS OR OTHER ITEMS CONTAINED WITHIN THESE MATERIALS. SKYWORKS SHALL NOT BE LIABLE FOR ANY DAMAGES, INCLUDING BUT NOT LIMITED TO ANY SPECIAL, INDIRECT, INCIDENTAL, STATUTORY, OR CONSEQUENTIAL DAMAGES, INCLUDING WITHOUT LIMITATION, LOST REVENUES OR LOST PROFITS THAT MAY RESULT FROM THE USE OF THE MATERIALS OR INFORMATION, WHETHER OR NOT THE RECIPIENT OF MATERIALS HAS BEEN ADVISED OF THE POSSIBILITY OF SUCH DAMAGE.

Skyworks products are not intended for use in medical, lifesaving or life-sustaining applications, or other equipment in which the failure of the Skyworks products could lead to personal injury, death, physical or environmental damage. Skyworks customers using or selling Skyworks products for use in such applications do so at their own risk and agree to fully indemnify Skyworks for any damages resulting from such improper use or sale.

Customers are responsible for their products and applications using Skyworks products, which may deviate from published specifications as a result of design defects, errors, or operation of products outside of published parameters or design specifications. Customers should include design and operating safeguards to minimize these and other risks. Skyworks assumes no liability for applications assistance, customer product design, or damage to any equipment resulting from the use of Skyworks products outside of stated published specifications or parameters.

Skyworks, the Skyworks symbol, and "Breakthrough Simplicity" are trademarks or registered trademarks of Skyworks Solutions, Inc., in the United States and other countries. Third-party brands and names are for identification purposes only, and are the property of their respective owners. Additional information, including relevant terms and conditions, posted at www.skyworksinc.com, are incorporated by reference.