

Excellent Integrated System Limited

Stocking Distributor

Click to view price, real time Inventory, Delivery & Lifecycle Information:

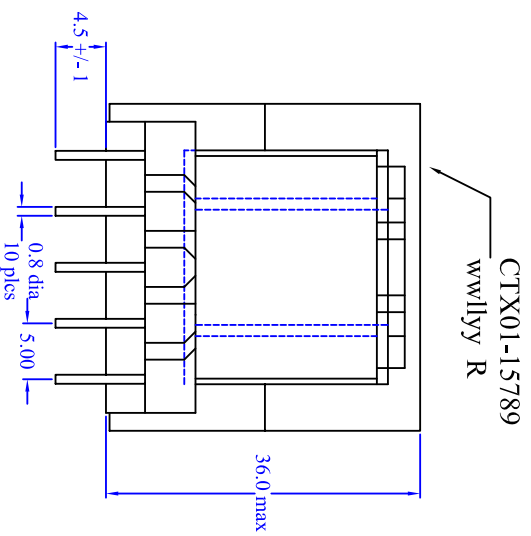
[Eaton \(formerly Cooper Bussmann\)](#)
[CTX01-15789](#)

For any questions, you can email us directly:

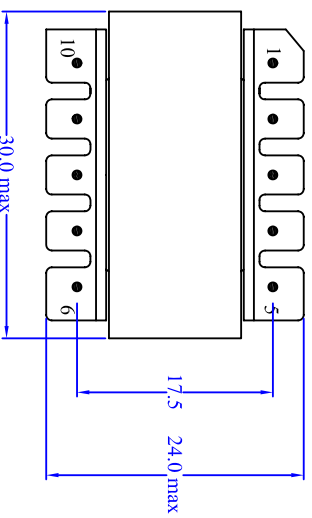
sales@integrated-circuit.com



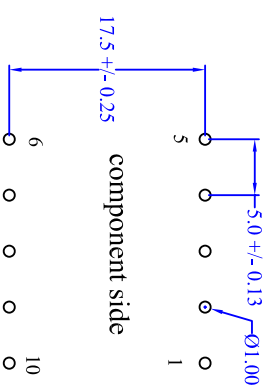
FRONT VIEW



BOTTOM VIEW



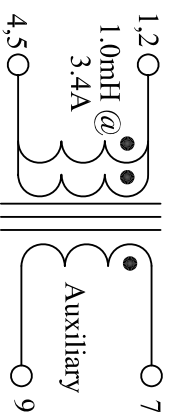
RECOMMENDED PCB LAYOUT



ELECTRICAL CHARACTERISTICS

OCL @ 300KHz, 0.10Vrms & 0.0A dc. Pins (1,2 - 4,5). 1.06 - 1.75mH
 OCL @ 300KHz, 0.10Vrms & 3.20A dc. Pins (1,2 - 4,5). 1.0mH min
 DCR @ 20°C pins (1,2 - 4,5). 0.510 Ohm max.
 DCR @ 20°C pins (7 - 9). 0.162 Ohm max.
 Turns ratio; pins (1,2 - 4,5) : (7 - 9). 1:0.06 +/- 5%
 Hipot @ 1500Vdc for 1 second. Pins (1 & 2) to pin 7.

SCHEMATIC



COIL TRONICS, INCORPORATED

3601 Quantum Blvd, Boynton Beach, FL 33426

Inductor PFC with Auxiliary winding

1.0mH @ 3.4A (rated)

ER28L 10 pin vertical THT

Size Drawing Number: CTX01-15789

A Revision Level: C Sheet 3 of 4

- Notes:
- 1) All Dimensions are in millimeters unless otherwise specified.
 - 2) Tolerances are 0.x +/- 0.25; 0.xx +/- 0.13 unless stated otherwise.
 - 3) wwillyy = (Date Code) R= (Revision Level)
 - 4) PCB tolerances are +/- 0.1 unless stated otherwise.
 - 5) Tie 1 to 2 and tie 4 to 5 on the PCB.