

## Excellent Integrated System Limited


Stocking Distributor

Click to view price, real time Inventory, Delivery & Lifecycle Information:

[NXP Semiconductors](#)  
[TWR-SER](#)

For any questions, you can email us directly:

[sales@integrated-circuit.com](mailto:sales@integrated-circuit.com)



8, 16 and 32-bit  
MCUs/MPUs

# Tower System Development Board Platform

The Tower® System is an evaluation board platform for 8-, 16- and 32-bit MCUs and MPUs that enables advanced development through rapid prototyping. Featuring more than fifty development boards or modules, the Tower System provides designers with building blocks for entry-level to advanced MCU development.

## THE TOWER SYSTEM

### Controller/Processor Board (MCU/MPU)

- Tower MCU/MPU board
- Works standalone or in Tower System
- Features integrated debugging interface for easy programming and run control via standard USB cable

### Tower Plug-In (TWRPI)

- Designed to attach to boards that have a TWRPI socket(s)
- Adds features and functionality
- Swappable with other TWRPIs
- Examples include accelerometers, key pads, touchpads, sliders and rotary touchpads

### Primary Elevator


- Common serial and expansion bus signals
- Two 2 x 80 connectors on back side for easy signal access and side-mounting board (LCD Module)
- Power regulation circuitry
- Standardized signal assignments
- Mounting holes

### Size

- Fully assembled Tower System is approx. 3.5" H x 3.5" W x 3.5" D

### Secondary Elevator

- Additional and secondary serial and expansion bus signals
- Standardized signal assignments
- Mounting holes and expansion connectors for side-mounting peripheral



### Board Connectors

- Four card edge connectors
- Uses PCI Express® connectors (x16, 90 mm/3.5" long, 164 pins)

### Peripheral Board

- Adds features and functionality to your designs
- Interchangeable with other peripheral boards and compatible with all controller/processor boards
- Examples include serial interface, memory, Wi-Fi®, graphical LCD, motor control, audio, sensors and high-precision analog boards



### MODULAR AND EXPANDABLE

- ▶ Controller boards provide easy-to-use, reconfigurable hardware
- ▶ Interchangeable peripheral boards (including communications, memory and graphical LCD) make customization easy
- ▶ Open source hardware and standardized specifications promote the development of additional boards for added functionality and customization

### SPEEDS DEVELOPMENT TIME

- ▶ Open source hardware and software allow quick development with proven designs
- ▶ Integrated debugging interface allows for easy programming and run control via standard USB cable

### COST EFFECTIVE

- ▶ Interchangeable peripheral boards can be re-used with all Tower System controller boards, eliminating the need to purchase redundant hardware for future designs
- ▶ Enabling technologies like LCD, Wi-Fi, motor control, serial and memory interfacing are offered off-the-shelf at a low cost to provide a customized enablement solution

### SOFTWARE ENABLEMENT AND SUPPORT

The increasing complexity of industrial applications and expanding functionality of semiconductors are driving embedded developers toward solutions that require the integration of proven hardware and

### TOWER SYSTEM MODULES

Controller/Processor Modules (8-, 16-, 32- bit) <a href="http://www.nxp.com/Towercontroller">www.nxp.com/Towercontroller</a>	
• Works standalone or as part of Tower System	• Allows rapid prototyping
• Features open source debugging interface	• Provides easy programming and run control via standard USB cable
Peripheral Modules <a href="http://www.nxp.com/Towerperipheral">www.nxp.com/Towerperipheral</a>	
• Can be re-used with all Tower System controller boards	• Eliminates the need to buy/develop redundant hardware
• Interchangeable peripheral boards: serial, memory, graphical LCD, prototyping, sensor	• Enables advanced development and broad functionality
Tower Plug-Ins <a href="http://www.nxp.com/TWRPI">www.nxp.com/TWRPI</a>	
• Designed to attach to any Tower System board with a TWRPI socket(s)	• Adds features and functionality with little investment
• Swappable components	• Allows for design flexibility
Elevator Modules <a href="http://www.nxp.com/Towerelev">www.nxp.com/Towerelev</a>	
• Two 2 x 80 connectors	• Provides easy signal access and side-mounting board (i.e., LCD board)
• Power regulation circuitry	• Provides power to all boards
• Standardized signal assignments	• Allows for customized peripheral board development
• Four card-edge connectors available	• Allows easy expansion using PCI Express® connectors (x16, 90 mm/3.5" long, 164 pins)

software platforms. Together with our strong alliance network, we offer comprehensive solutions, including development tools, debuggers, programmers, and software.

### COMPLIMENTARY SOFTWARE AND TOOLS

- ▶ Our proprietary MQX™ RTOS, TCP/IP stacks, file system, USB stacks and more\*
- ▶ Linux® BSP\*
- ▶ CodeWarrior Development Studio
- ▶ Processor Expert software configuration tool: Create, configure, optimize, migrate and deliver software components that generate source code for our proprietary silicon
- ▶ Proprietary eGUI: Graphical LCD driver for MCUs and eMPUs


### BUILD YOUR TOWER SYSTEM IN THREE STEPS OR LESS

Each assembled Tower System will accommodate:


- ▶ One controller/processor board
- ▶ Up to three peripheral boards
- ▶ One or more additional side mounting peripheral boards
- ▶ Multiple Tower plug-ins (TWRPIs)
- ▶ Two elevator boards (or risers)



1. Choose a controller/processor module



2. Choose peripheral boards and desired Tower plug-ins (TWRPIs)



3. Connect each module to the elevator boards

\* Visit [www.nxp.com/software](http://www.nxp.com/software) for a list of supported devices




**MULTIPLE POWER OPTIONS**

The Tower System can be powered entirely over a USB cable via a host PC or USB wall power adaptor. Alternatively, power can be supplied to the Tower System via a screw terminal on the primary elevator.


























Protection circuitry is built into all Tower System boards to avoid contention on the power rails. Although power can be supplied through any module, power supplied through the elevator modules takes precedence.

All power connectors are standard USB connectors that can be powered by a USB host/hub or an AC-to-DC adapter with a USB cable.

1. Processor module via debugger connection
2. Tower elevator
3. Peripheral board



**EXAMPLE CONFIGURATIONS**

	+		+		+		=		<b>SENSORS SOLUTION</b>
	+		+		+		=		<b>MULTIMEDIA SOLUTION</b>
	+		+		+		=		<b>WI-FI SOLUTION</b>
	+		+		+		=		<b>MEDICAL PROTOTYPING SOLUTION</b>
	+		+		+		=		<b>MOTOR CONTROL SOLUTION</b>

## TOWER MODULES

Tap into a powerful ecosystem of technology alliances for building smarter, better connected solutions. Designed to help you shorten your design cycle and get your products to market faster, these technology alliances provide you with access to rich design tools, peripherals and world-class support and training.

A number of partners have developed modules for the Tower System development board platform. Some examples include the i.MX515 ARM® Cortex®-A8 Tower Computer Module and StackableUSB™ I/O Device Carrier module from Micro/sys, as well as the Rapid Prototyping System (RPS) AM1 and FM1 modules from iMN MicroControl.

A complete list of partner-developed modules is available at [www.nxp.com/Tower](http://www.nxp.com/Tower).

## DESIGN YOUR OWN

Interested in designing your own Tower System board? View application note AN4390 "Creating Your Own Tower Module" for a complete guide to starting your board design available at [www.nxp.com/Tower](http://www.nxp.com/Tower).

## TOWER GEEKS ONLINE COMMUNITY

**TowerGeeks.org** is an online design engineer community that allows members to interact, develop designs and share ideas. Offering a direct path to explore and interact with other engineers designing with the Tower System, **TowerGeeks.org** is a great way to discuss your projects, post videos of your progress, ask questions through the forum and upload software. With updates through Twitter and Facebook, it's easy to get involved.



Follow Tower Geeks on Twitter  
[www.twitter.com/towergeeks](http://www.twitter.com/towergeeks)



Visit us on Facebook  
[www.facebook.com/nxpsemi](http://www.facebook.com/nxpsemi)



Watch the **Tower System** video [here](#).

[www.nxp.com/TOWER](http://www.nxp.com/TOWER)