

Excellent Integrated System Limited

Stocking Distributor

Click to view price, real time Inventory, Delivery & Lifecycle Information:

[CTS Electronic Components](#)

[4306-681LF](#)

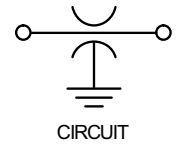
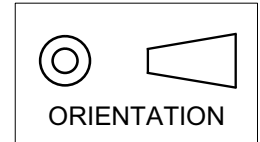
For any questions, you can email us directly:

sales@integrated-circuit.com

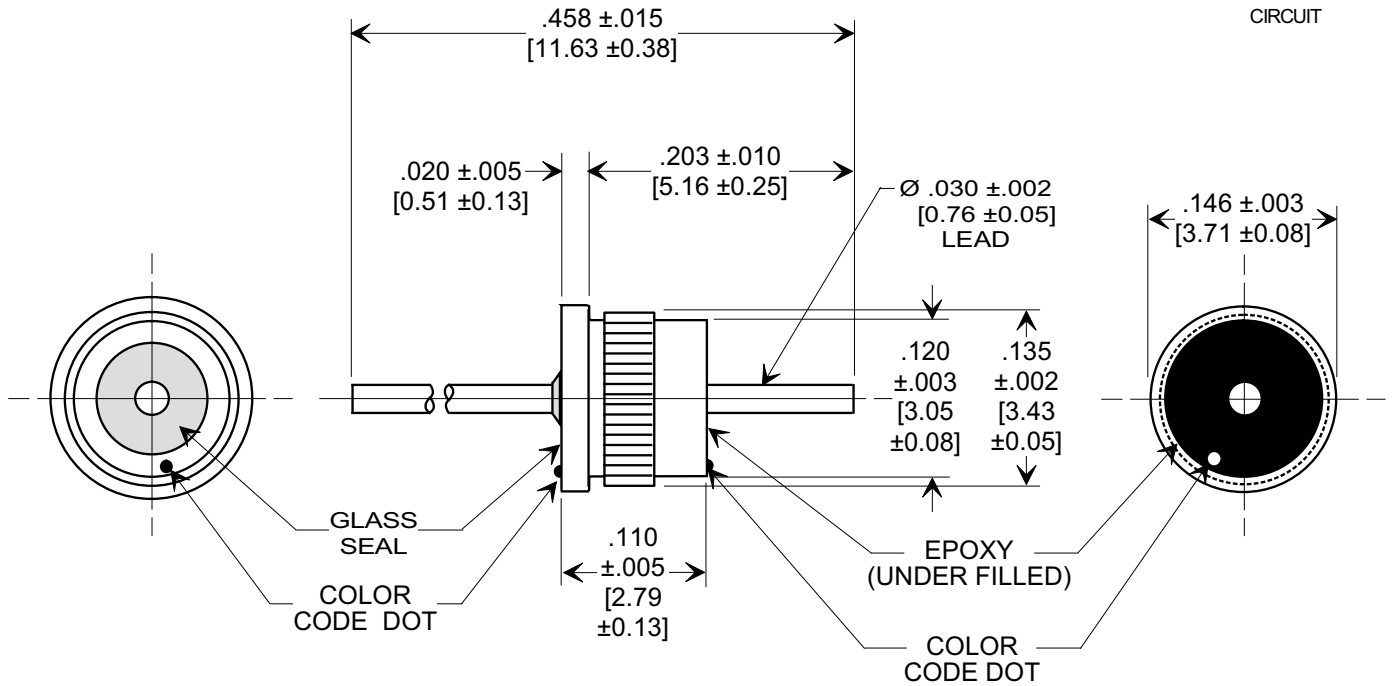
MARKETING SALES DRAWING

DIMENSIONS IN INCHES - DO NOT SCALE THIS DRAWING
DIMENSIONS IN METRIC - []

This drawing is the property of Tusonix, Inc., and may not be used, reproduced, published or disclosed to others without expressed authorization by Tusonix Inc.



Electrical Testing per Tusonix standard test plans and Mil-Std-202 Test Methods.



NOTES:

1. Operating temperature range: -55°C to +125°C.
2. Gold plated case and lead.
3. Epoxy sealed on opposite end from glass seal.
4. Proper installation requires firm, steady pressure until the flange is fully seated.
5. Recommended mounted hole: .128/.129 [3.25/3.28] dia.
6. Tusonix Standard part number: 4306-681.
Tusonix ROHS compliant part number: 4306-681 LF.
Customer must specify Standard or ROHS part number when ordering.
7. ROHS compliant part marked with additional green dot for identification.

Cx (pF)	DC WORKING VOLTAGE		DC CURRENT (AMPS)	I.R. MIN.	D.W.V.	COLOR CODE
	85°C	125°C				
5 MAX.	300	200	5	10 GΩ	500 VDC	BLACK BLACK

X-2015 Rev-0

A

REVISION RECORD
Original Release
C.O. ECO-652

--TOLERANCES--
Unless Otherwise Specified

DECIMAL ±

ANGLES ±

TUSONIX
TUCSON, ARIZONA

Title
**PRESS-IN
LINE FEED-THRU**

Drawn L.E. 04-09-09 Scale 7 X

Approved R.L. 04-09-09

A **4306-681**