

Excellent Integrated System Limited

Stocking Distributor

Click to view price, real time Inventory, Delivery & Lifecycle Information:

[CTS Electronic Components](#)

[4601-052LF](#)

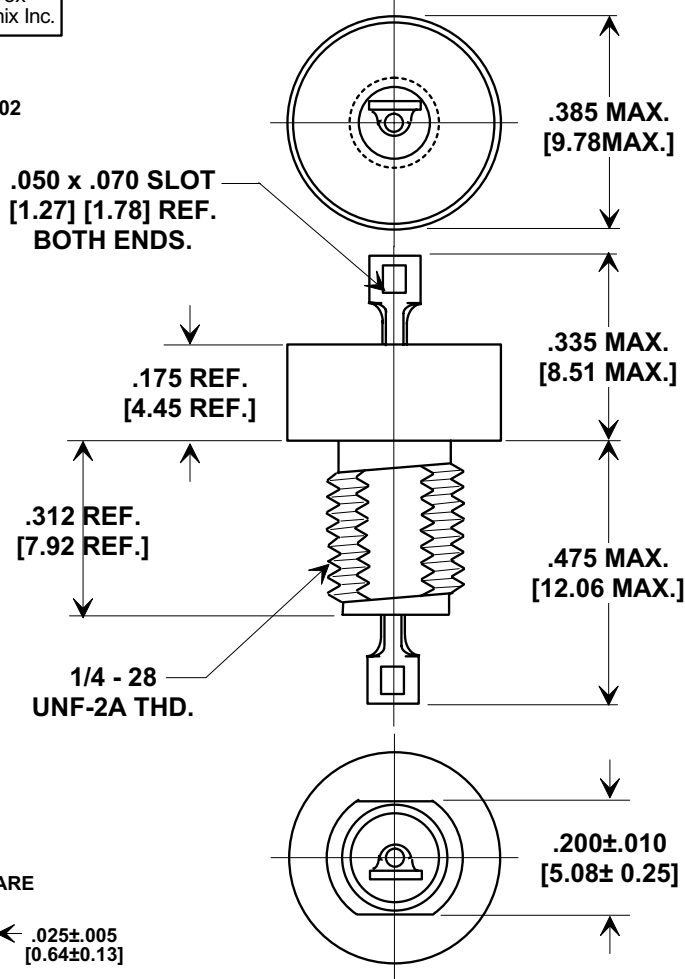
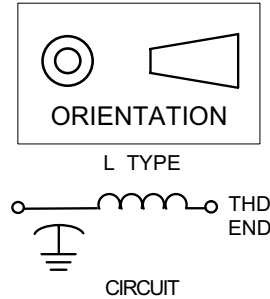
For any questions, you can email us directly:

sales@integrated-circuit.com

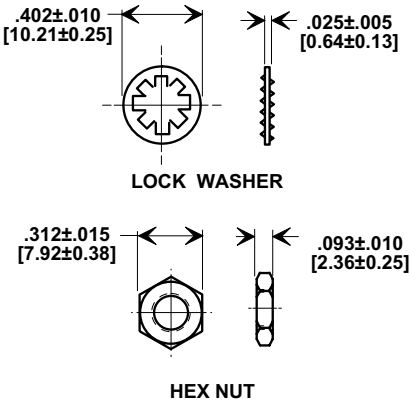
This drawing is the property of Tusonix, Inc., and may not be used, reproduced, published or disclosed to others without expressed authorization by Tusonix Inc.

Electrical Testing per Tusonix standard test plans and Mil-Std-202 Test Methods.

MARKETING SALES DRAWING
DIMENSIONS IN INCHES - DO NOT SCALE THIS DRAWING
DIMENSIONS IN METRIC - []



MOUNTING HARDWARE



NOTES:

- TUSONIX STANDARD PART NUMBER: 4601-052. TUSONIX RoHS COMPLIANT PART NUMBER: 4601-052 LF. CUSTOMER MUST SPECIFY STANDARD OR RoHS PART NUMBER WHEN ORDERING.
- MATERIALS: BUSHING - TIN PLATED STEEL. TOP SEAL FINISH: STANDARD PART #: 60/40 SOLDER PLATED. RoHS PART #: MATTE TIN PLATED. LEAD STANDARD PART: SILVER PLATED COPPER. NUT - TIN PLATED BRASS. L"WASHER - TIN PLATED PHOSPHOR BRONZE.
- PART MARKING: TRADEMARK AND VARIATION NUMBER. STANDARD PART: BLACK INK. RoHS PART: GREEN INK.
- MOUNTING TORQUE: 8 lb - ins. max.
- SEAL TESTED PER MIL-STD-202 METHOD 112 CONDITION A.
- DCR - .01 Ω max.
- MAX. SOLDER TEMPERATURE 500°F.

MIN. CAP. (μF)	WORKING VOLTAGE DC		CURRENT D.C.	I.R. MIN.	D.W.V.	MINIMUM NO LOAD INSERTION LOSS (dB) AT 25°C PER MIL-STD-220						TEMPERATURE CHARACTERISTIC
	85°C	125°C				30 KHz	100 KHz	300 KHz	1 MHz	10 MHz	1 GHz	
1.4	100	70	15 A	500 M Ω	125 VDC	15	25	34	44	60	70	X7W

X-2015-Rev-0	REVISION RECORD	0	Original Release C.O. 20020607-3-01 WORKING VOLTAGE REV'D 100, 70 WERE 80, 50 & TEMP. CHARAC. ADDED 20020903-1-03 ADDED AND REVISED NOTES. S.M. 01-25-06 20060123-2-02	--TOLERANCES-- Unless Otherwise Specified		Title COAXIAL BROADBAND - "L" HERMETICALLY SEALED		
		DECIMAL ±		Drawn S.M. 06-10-02	Scale X 3			
		ANGLES ±		Approved B.Mc 06-10-02		A	4601-052	
		TUSONIX TUCSON, ARIZONA						