

Excellent Integrated System Limited

Stocking Distributor

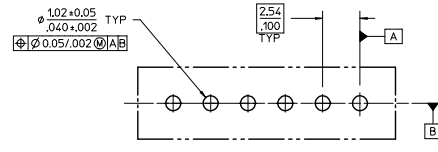
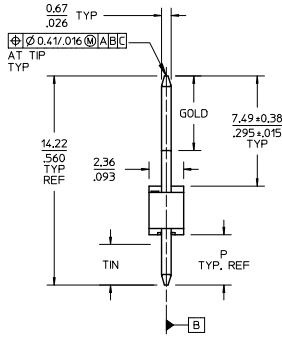
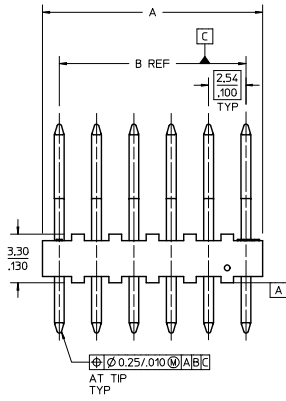
Click to view price, real time Inventory, Delivery & Lifecycle Information:

[Molex Connector Corporation](#)
[22-10-2091](#)

For any questions, you can email us directly:

sales@integrated-circuit.com

10 9 8 7 6 5 4 3 2 1



CKTS	DIM A	DIM B
02	4.83±0.20 .190±.008	2.54 .100
03	7.37±0.20 .290±.008	5.08 .200
04	9.91±0.20 .390±.008	7.62 .300
05	12.45±0.20 .490±.008	10.16 .400
06	14.99±0.23 .590±.009	12.70 .500
07	17.53±0.23 .690±.009	15.24 .600
08	20.07±0.23 .790±.009	17.78 .700
09	22.61±0.25 .890±.010	20.32 .800
10	25.15±0.25 .990±.010	22.86 .900
11	27.69±0.25 1.090±.010	25.40 1.000
12	30.23±0.28 1.190±.011	27.94 1.100
13	32.77±0.28 1.290±.011	30.48 1.200
14	35.31±0.28 1.390±.011	33.02 1.300
15	37.85±0.28 1.490±.011	35.56 1.400
16	40.39±0.28 1.590±.011	38.10 1.500

- NOTES:
- MATERIAL: NYLON, UL 94V-0, COLOR: WHITE
 - FINISH:
 - 197 = OVERALL REFLOWED MATTE TIN: 0.00152/.000060 MIN. OVER 0.00127/.000050 MIN. NICKEL
 - 228 = SELECT GOLD: 0.00076/.000030 MIN. SELECT MATTE TIN: 0.00254/.000100 MIN. OVERALL NICKEL UNDERPLATE: 0.00127/.000050 MIN.
 - 241 = SELECT GOLD: 0.00051/.000020 MIN. SELECT MATTE TIN: 0.00254/.000100 MIN. OVERALL NICKEL UNDERPLATE: 0.00127/.000050 MIN.
 - PRODUCT SPEC: PS-10-07
 - PACKAGING SPEC: PK-4030-001
 - SOLDERABILITY SPEC: SMES-152
 - PIN PUSHOUT FORCE: 8.9N / 2 LBS MIN
 - PARTS ARE STACKABLE END TO END AND SIDE TO SIDE ON 2.54/.100 CENTERS.
 - THIS PART CONFORMS TO CLASS B REQUIREMENTS OF COSMETIC SPECIFICATION PS-45499-002.
 - NON-STANDARD PARTS SEE SD-4030-0002.

REV	DESCRIPTION	QUALITY SYMBOLS	GENERAL TOLERANCES (UNLESS SPECIFIED)		DRAWN BY	DATE	TITLE	SCALE	DESIGN UNITS	THIRD ANGLE PROJECTION
			mm	INCH						
ADD 2.36 DIMENSION	EC. NO: IJCP2014-5097	▽=0	4 PLACES ±	±	KSAMIEC	2011/03/21	KK 100 HEADER ASSEMBLY	4:1	INCH	
CK1	DRW: DEO 2011/06/04	▽=0	3 PLACES ±	±.015	CHECKED BY	DATE				
	CHK: MKIPPER 2011/06/04	▽=0	2 PLACES ±	±.038	MKIPPER	2011/03/22				
	APP: F. SMITH 2011/06/10		1 PLACE ±	±	APPROVED BY	DATE				
			0 PLACE ±	±	JCOMERC I	2011/09/30				
			ANGULAR ±1/2°		MATERIAL NO.			DOCUMENT NO.	SD-4030-0001	SHEET NO.
			DRAFT WHERE APPLICABLE MUST REMAIN WITHIN DIMENSIONS		SEE CHART					
			THIS DRAWING CONTAINS INFORMATION THAT IS PROPRIETARY TO MOLEX INCORPORATED AND SHOULD NOT BE USED WITHOUT WRITTEN PERMISSION							

10 9 8 7 6 5 4 3 2 1

ASSY NO:	A-4030-NA(197)	ASSY NO:	A-4030-NA(241)	ASSY NO:	A-4030-NA(228)	ASSY NO:	
PLATING:	197 OVERALL TIN	PLATING:	241 SELECT GOLD	PLATING:	228 SELECT GOLD	PLATING:	
GOLD:	NA	GOLD:	3.56/.140	GOLD:	3.56/.140	GOLD:	
DIM P:	3.43/.135	DIM P:	3.43/.135	DIM P:	3.43/.135	DIM P:	
TIN:	OVERALL	TIN:	3.43/.135	TIN:	3.43/.135	TIN:	
PACK:	PK-4030-001 (BULK)	PACK:	PK-4030-001 (BULK)	PACK:	PK-4030-001 (BULK)	PACK:	

CKT	PART NO:	ENGINEERING NO:	CKT	PART NO:	ENGINEERING NO:	CKT	PART NO:	ENGINEERING NO:	CKT		
02	22-03-2021	A-4030-02A(197)	02	22-10-2021	A-4030-02A(241)	02	22-10-4028	A-4030-02A(228)	02		
03	22-03-2031	A-4030-03A(197)	03	22-10-2031	A-4030-03A(241)	03	22-10-4038	A-4030-03A(228)	03		
04	22-03-2041	A-4030-04A(197)	04	22-10-2041	A-4030-04A(241)	04	22-10-4048	A-4030-04A(228)	04		
05	22-03-2051	A-4030-05A(197)	05	22-10-2051	A-4030-05A(241)	05	22-10-4058	A-4030-05A(228)	05		
06	22-03-2061	A-4030-06A(197)	06	22-10-2061	A-4030-06A(241)	06	22-10-4068	A-4030-06A(228)	06		
07	22-03-2071	A-4030-07A(197)	07	22-10-2071	A-4030-07A(241)	07	22-10-4078	A-4030-07A(228)	07		
08	22-03-2081	A-4030-08A(197)	08	22-10-2081	A-4030-08A(241)	08	22-10-4088	A-4030-08A(228)	08		
09	22-03-2091	A-4030-09A(197)	09	22-10-2091	A-4030-09A(241)	09	22-10-4098	A-4030-09A(228)	09		
10	22-03-2101	A-4030-10A(197)	10	22-10-2101	A-4030-10A(241)	10	22-10-4108	A-4030-10A(228)	10		
11	22-03-2111	A-4030-11A(197)	11	22-10-2111	A-4030-11A(241)	11	22-10-4118	A-4030-11A(228)	11		
12	22-03-2121	A-4030-12A(197)	12	22-10-2121	A-4030-12A(241)	12	22-10-4128	A-4030-12A(228)	12		
13	22-03-2131	A-4030-13A(197)	13	22-10-2131	A-4030-13A(241)	13	22-10-4138	A-4030-13A(228)	13		
14	22-03-2141	A-4030-14A(197)	14	22-10-2141	A-4030-14A(241)	14	22-10-4148	A-4030-14A(228)	14		
15	22-03-2151	A-4030-15A(197)	15	22-10-2151	A-4030-15A(241)	15	22-10-4158	A-4030-15A(228)	15		
16	22-03-2161	A-4030-16A(197)	16	22-10-2161	A-4030-16A(241)	16	22-10-4168	A-4030-16A(228)	16		

SEE SHEET 1 EC NO: LCP2014-5097 DRAWN BY: JFOY 2014/06/04 CHECKED BY: MKIPPER 2014/06/04 APPROVED BY: JCOMERC I 2014/06/10 REV:	QUALITY SYMBOLS	GENERAL TOLERANCES (UNLESS SPECIFIED)	DIMENSION STYLE	SCALE	DESIGN UNITS	THIRD ANGLE PROJECTION	
	$\nabla=0$ $\nabla=0$ $\nabla=0$	mm INCH 4 PLACES ± --- ± --- 3 PLACES ± --- ± .015 2 PLACES ± 0.38 ± --- 1 PLACE ± --- ± --- 0 PLACE ± ±	MM/IN	4:1	INCH	DRAWN BY: KSAMIEC DATE: 2011/03/21 CHECKED BY: MKIPPER DATE: 2011/03/22 APPROVED BY: JCOMERC I DATE: 2011/09/30	TITLE: KK 100 HEADER ASSEMBLY
	ANGULAR ±1/2° DRAFT WHERE APPLICABLE MUST REMAIN WITHIN DIMENSIONS	MATERIAL NO.	DOCUMENT NO.	molex		SHEET NO.	
	SEE CHART	SD-4030-0001	2 OF 2	THIS DRAWING CONTAINS INFORMATION THAT IS PROPRIETARY TO MOLEX INCORPORATED AND SHOULD NOT BE USED WITHOUT WRITTEN PERMISSION			

9 8 7 6 5 4 3 2 1