



Distributor of Molex Connector Corporation: Excellent Integrated System Limited
Datasheet of 09-62-3091 - Connector Receptacle 9 Position 0.156" (3.96mm) Gold Through
Hole, Right Angle

Contact us: sales@integrated-circuit.com Website: www.integrated-circuit.com

Excellent Integrated System Limited

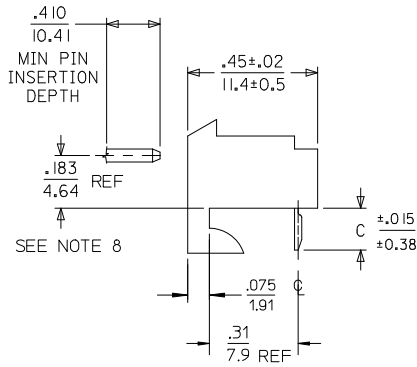
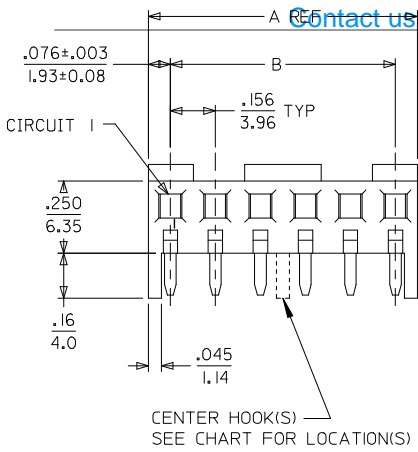
Stocking Distributor

Click to view price, real time Inventory, Delivery & Lifecycle Information:

[Molex Connector Corporation](#)
[09-62-3091](#)

For any questions, you can email us directly:
sales@integrated-circuit.com

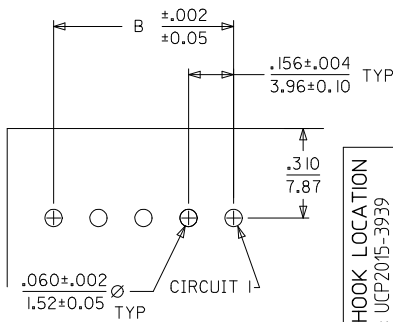
Contact us: sales@integrated-circuit.com Website: www.integrated-circuit.com



NOTES:

- HOUSING MATERIAL: NYLON, UL 94V-2
- FINISH:
 (197) OVERALL REFLOWED MATTE TIN: 0.00152/0.00060 MIN. OVER 0.00127/0.00050 MIN. NICKEL OVERALL.
 (208) SELECT GOLD: .000015/0.00038 MIN. SELECT TIN: .000100/0.00254 MIN. OVERALL NICKEL UNDERPLATE: .000050/0.00127 MIN.
 (909) OVERALL HOT TIN DIP: .000100/0.00254 MIN.
- PRODUCT SPECIFICATION: PS-08-50
- PACKAGING INFO: SEE CHARTS.
- SOLDERABILITY SPECIFICATION: SMES-152.
- TOP ENTRY OPTIONS: SEE DRAWING SDA-2145-002.
- BOTTOM ENTRY OPTIONS: SEE DRAWING SDA-2145-003
- .183/4.64 DIMENSION IS BOTTOM OF HOUSING TO CENTER OF MATING PIN AND DOES NOT REFLECT CENTER OF THE CONNECTOR HOUSING WINDOW DIMENSION.
- THIS PART CONFORMS TO CLASS B REQUIREMENTS OF COSMETIC SPECIFICATION.

| CKT. | A | B | CENTER HOOK(S) LOCATED BETWEEN CIRCUITS |
|------|----------------|--------------------------|---|
| 02 | .308 7.82 | .156±.005 3.96±0.13 | NONE |
| 03 | .464 11.79 | .312±.005 7.92±0.13 | NONE |
| 04 | .620 15.75 | .468±.005 11.89±0.13 | NONE |
| 05 | .776 19.71 | .624±.005 15.85±0.13 | NONE |
| 06 | .932 23.67 | .780±.005 19.81±0.13 | NONE |
| 07 | 1.088 27.64 | .936±.010 23.77±0.25 | NONE |
| 08 | 1.244 31.60 | 1.092±.010 27.74±0.25 | 4 & 5 |
| 09 | 1.400 35.56 | 1.248±.010 31.70±0.25 | 4 & 5 |
| 10 | 1.556 39.52 | 1.404±.010 35.66±0.25 | 5 & 6 |
| 11 | 1.712 43.48 | 1.560±.010 39.62±0.25 | 5 & 6 |
| 12 | 1.868 47.45 | 1.716±.010 43.59±0.25 | 4 & 5, 8 & 9 |
| 13 | 2.024 51.41 | 1.872±.010 47.55±0.25 | 6 & 7, 11 & 12 |
| 14 | 2.180 55.37 | 2.028±.014 51.51±0.36 | 5 & 6, 9 & 10 |
| 15 | 2.336 59.33 | 2.184±.014 55.47±0.36 | 5 & 6, 10 & 11 |



PCB LAYOUT: COMPONENT SIDE
 RECOMMENDED PCB THICKNESS: .062/1.57

| | | | | | | | | | |
|--|--------------------------------------|---|-----------------------|------------------------|----------------------|---------------------------|-------------------|--|-------------------------|
| ADD HOOK LOCATION EC NO: UCP2015-3939 DRWN:MKIPPER 2015/03/25 CHKD:ANGUYEN 2015/03/25 APPR:FSMLTH 2015/03/27 | QUALITY SYMBOLS ▽=0 ▽=0 ▽=0 | GENERAL TOLERANCES (UNLESS SPECIFIED) | | DIMENSION STYLE IN/MM | | SCALE | DESIGN UNITS INCH | THIRD ANGLE PROJECTION | |
| | | 4 PLACES ± --- ± --- | 3 PLACES ± --- ± .010 | 2 PLACES ± 0.25 ± .015 | 1 PLACE ± 0.38 ± --- | 0 PLACE ± ± | ANGULAR ±1/2° | DRAFT WHERE APPLICABLE MUST REMAIN WITHIN DIMENSIONS | DRAWN BY DATE SAMIEC |
| AA1 | REV | SEE CHART | | MATERIAL NO. | | DOCUMENT NO. SDA-2145-001 | | SHEET NO. 1 OF * | |
| | | THIS DRAWING CONTAINS INFORMATION THAT IS PROPRIETARY TO MOLEX INCORPORATED AND SHOULD NOT BE USED WITHOUT WRITTEN PERMISSION | | SIZE A | | | | | |