

Excellent Integrated System Limited

Stocking Distributor

Click to view price, real time Inventory, Delivery & Lifecycle Information:

[Wurth Electronics Inc](#)
[748240](#)

For any questions, you can email us directly:

sales@integrated-circuit.com



- RF Inductors
- LTCC Components
- Design Kits for RF Components

Design Kit for WLAN Applications

Order Code: 748240

Parameter Search

- Tool Box
- Order the Catalogue
- Order Free Samples
- Speedy Design Service
- Order the Trilogy of Inductors
- Order Design Kits
- RoHS Information
- Certified Quality

Electrical properties

WE-MCA

Order Code	frequency range (MHz)	Peak Gain (dBi)	Average Gain (dBi)	Impedance (Ω)	VSWR
7488910245	2400-2500	3.0	1.0	50	2.0
7488920245	2400-2500	1.3	0.0	50	2.0
7488930245_	2400-2500	0.5	-0.5	50	2.0
7488940245_	2400-2500	2.0	0.5	50	2.2
7488912455	2400-2500 / 3300-3900 / 4900-5875 / 5150-5875	1 (XZ-V) / 2.0 / -1.5 (YZ-V) / 2.0	-2.5 (XZ-V) / -4.0 / -2.5 (YZ-V) / -3.0	50	2.2 / 2.0 / 2.2 / 2.0

Electrical properties

WE-BAL

- Deutsch
- English

Order Code	frequency range (MHz)	unbalanced impedance (Ω)	Balanced impedance (Ω)	Insertion Loss (dB)	Phase imbalance (°)	Amplitude imbalance (dB)	VSWR
748425245	2400-2500	50	50	0.53	180	2	1.22
748421245	2400-2500	50	100	0.54	180	2	1.32
748420245	2400-2500	50	150	0.71	180	2	1.41
748422245	2400-2500	50	200	0.82	180	2	1.40
748411245	2400-2500	50	100	1.0	180	2	1.22

Electrical properties

WE-BPF

Order Code	frequency range (MHz)	Insertion Loss (dB)	Attenuation I (dB)	Attenuation II (dB)	Attenuation III (dB)	Attenuation IV (dB)	VSWR
748323024	2400-2500	2.2	25	12	30	34	2.0
748351024	2400-2500	1.8	30	25	25	20	2.0
748351124	2400-2500	2.5	42	30	30	35	2.0



















Electrical properties

WE-BPFB

Order Code	frequency range (MHz)	unbalanced impedance (Ω)	Balanced impedance (Ω)	Insertion Loss (dB)	Attenuation I (dB)	Attenuation II (dB)	Attenuation III (dB)	Attenuation IV (dB)	VSWR
748358024	2400-2500	50	100	2.0	35	30	30	25	2.0

Electrical properties

WE-MK

	Order Code	Inductance (nH)	Tolerance Inductance	Testcondition Inductance	Q Factor	Testcondition Q Factor	Self Resonant Frequency (MHz)	Rated Current (mA)	DC Resistance (Ω)
	74478401	1.0	± 0,3nH	100 MHz	8	100 MHz	15000	300	0.12
	744784012	1.2	± 0,3nH	100 MHz	8	100 MHz	15000	300	0.12
	744784018	1.8	± 0,3nH	100 MHz	8	100 MHz	14000	300	0.14
	74478402	2.0	± 0,3nH	100 MHz	8	100 MHz	12000	300	0.16
	744784022	2.2	± 0,3nH	100 MHz	8	100 MHz	12000	300	0.16
	744784027	2.7	± 0,3nH	100 MHz	8	100 MHz	9500	300	0.17
	744784030	3	± 0,3nH				9000	300	0.17
	744784033	3.3	± 0,3nH	100 MHz	8	100 MHz	8500	300	0.19
	744784039	3.9	± 0,3nH	100 MHz	8	100 MHz	7000	300	0.22
	74478601	1.5	± 0,3nH	100 MHz	8	100 MHz	17000	600	0.10
	744786010	1.0	± 0,3nH	100 MHz	8	100 MHz	17000	600	0.10
	744786011	1.8	± 0,3nH	100 MHz	8	100 MHz	13000	600	0.15
	744786012	1.2	± 0,3nH	100 MHz	8	100 MHz	17000	600	0.10
	74478602	2.2	± 0,3nH	100 MHz	8	100 MHz	12000	600	0.15
	744786022	2.7	± 0,3nH	100 MHz	8	100 MHz	8600	600	0.20
	74478603	3.3	± 0,3nH	100 MHz	8	100 MHz	6500	600	0.25
	744786033	3.9	± 0,3nH	100 MHz	8	100 MHz	6300	600	0.25
	74478604	4.7	± 0,3nH	100 MHz	8	100 MHz	5400	600	0.30

- To [Parameter Search](#)
- Please contact our [24h eMail hotline](#) for questions and feedback

[PRINT PAGE](#)

[BACK](#)