



**Distributor of ASSMANN WSW Components: Excellent Integrated System Limited**  
Datasheet of A-USB/2-A-E-R - Connector Receptacle USB TypeA 2.0 4 Position Through Hole,  
Right Angle, Vertical

Contact us: [sales@integrated-circuit.com](mailto:sales@integrated-circuit.com) Website: [www.integrated-circuit.com](http://www.integrated-circuit.com)

---

## **Excellent Integrated System Limited**

Stocking Distributor

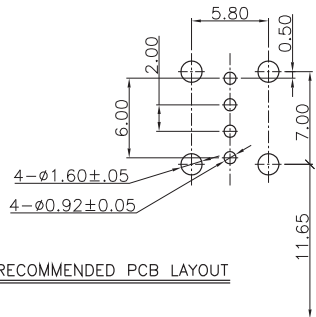
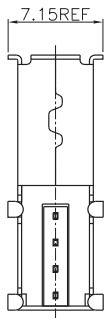
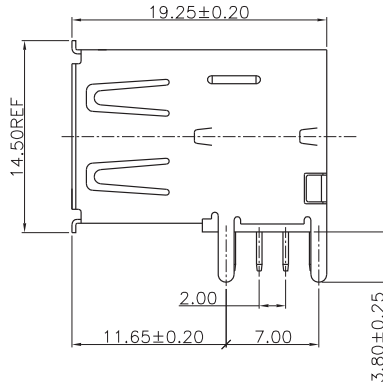
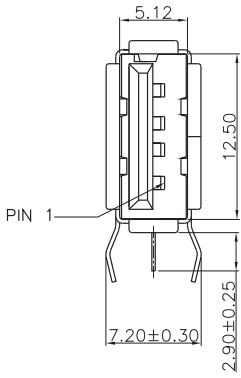
Click to view price, real time Inventory, Delivery & Lifecycle Information:

[ASSMANN WSW Components](#)  
[A-USB/2-A-E-R](#)

For any questions, you can email us directly:

[sales@integrated-circuit.com](mailto:sales@integrated-circuit.com)

Contact us: [sales@integrated-circuit.com](mailto:sales@integrated-circuit.com) Website: [www.integrated-circuit.com](http://www.integrated-circuit.com)



RECOMMENDED PCB LAYOUT

**Material:**

- Housing: PBT+30% G.F. UL 94V-0
- Contact: Phosphor Bronze
- Color: White
- Front Shell: Brass
- Back Shell: SPCC

**Plating:**

- Plating: Gold 30µ"
- Shell: Nickel over all plating

**Electrical:**

- Current rating: 1.5A Max.
- Voltage rating: 30V Max.
- Contact resistance: 30mΩ Max.
- Insulation resistance: 1,000MΩ Min.
- Dielectric withstanding voltage: 500V AC
- Temperature range: -55°C ~ +85°C

Unit: mm



Scale	1:1					Date	Name	Title USB 2.0 DIP Connector for PCB Mount, A Female type
TOLERANCE						Drawn	08.01.13	
X.X	±0.3					Approved	08.01.13	Groll
X.XX	±0.15							ASSMANN WSW-No.
X.XXX	±0.100							A-USB/2-A-E-R
DIM	TOL							Drawing-No.
X.X°	±3.00°							rev00
X.XX°	±1.00°	①						Replace
X.XXX°	±0.500°	①						Sheet
		Id.	Modification	Date	Name			1/1



1840 W. Drake Drive, Suite 101 • Tempe, AZ 85283  
 Toll Free: 1-877-277-6266 • Email: [info@assmann.us](mailto:info@assmann.us)

1

2

3

4

5

6

7