Excellent Integrated System Limited

Stocking Distributor

Click to view price, real time Inventory, Delivery & Lifecycle Information:

FCI
20021111-00006T4LF

For any questions, you can email us directly:
sales@integrated-circuit.com

Distributor of FCI: Excellent Integrated System Limited
Datasheet of 20021111-00006T4LF - CONN HEADER 6POS UNSHD VERT T/H
Contact us: sales@integrated-circuit.com Website: www.integrated-circuit.com

PART NO.
20021111

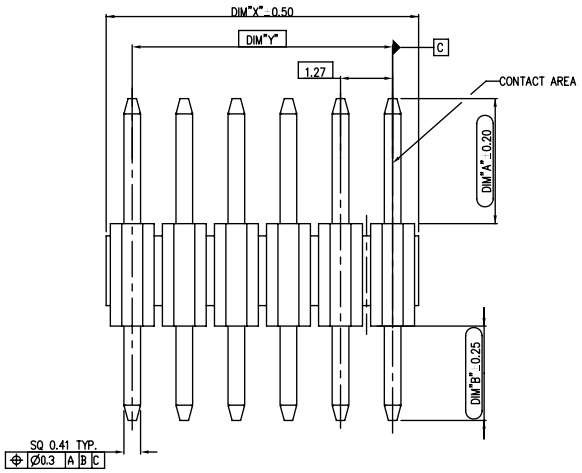

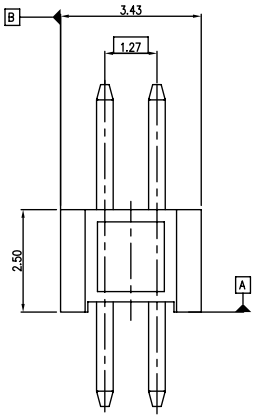

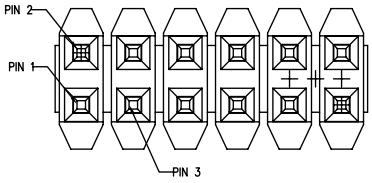

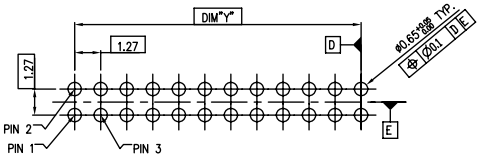

RECOMMENDED PCB LAYOUT

SCALE 5.000

NOTES:
1.MATERIAL:
HOUSING: HIGH TEMPERATURE THERMOPLASTIC, UL94-V0 BLACK.
TERMINAL: COPPER ALLOY
2.THE HOUSING WILL WITHSTAND EXPOSURE TO 260-C PEAK TEMPERATURE FOR 10 SECONDS IN A WAVE SOLDER OR VAPOR PHASE REFLOW OVEN.
3.THIS PRODUCT MEETS EUROPEAN UNION DIRECTIVES AND OTHER COUNTRY REGULATIONS AS DESCRIBED IN GS-22-008.
4.PRODUCT SPEC: GS-12-629
5.PACKAGE SPEC: GS-14-1420

mat'l. code				surface	tolerance	projection	product family
				ISO 1302	ISO 406 ISO 1101		MINITEK127®
ltr	ecn no	dr	date	tolerances unless otherwise specified			title
E	ELX-N-23548	TIM	03/21/16	angles	linear .0±.30	mm	UNSHROUDED HDR VT TH
				0°±2°	.00±.20 .000±.10	scale 1:1	
				dr ZK HU	09/28/12		dwg no 20021111 sheet 1 of 2 size A3
				engr ZK HU	09/28/12	Amphenol FCI	
				chr BIAN RICK	09/28/12		
				appd BIAN RICK	09/28/12		type Product Customer Drawing
sheet	revision	E	E				
index	sheet	1	2				

© 2016 AFCI

form: A3-2016-02-24

PDS: Rev :E STATUS:Released Printed: Apr 06, 2016

Distributor of FCI: Excellent Integrated System Limited
Datasheet of 20021111-00006T4LF - CONN HEADER 6POS UNSHD VERT T/H
Contact us: sales@integrated-circuit.com Website: www.integrated-circuit.com

PART NO.	POS.	DIM"X"	DIM"Y"
20021111-XXX06XXLF	2 X 3	3.81	2.54
20021111-XXX08XXLF	2 X 4	5.08	3.81
20021111-XXX10XXLF	2 X 5	6.35	5.08
20021111-XXX12XXLF	2 X 6	7.62	6.35
20021111-XXX14XXLF	2 X 7	8.89	7.62
20021111-XXX16XXLF	2 X 8	10.16	8.89
20021111-XXX18XXLF	2 X 9	11.43	10.16
20021111-XXX20XXLF	2 X 10	12.70	11.43
20021111-XXX22XXLF	2 X 11	13.97	12.70
20021111-XXX24XXLF	2 X 12	15.24	13.97
20021111-XXX26XXLF	2 X 13	16.51	15.24
20021111-XXX28XXLF	2 X 14	17.78	16.51
20021111-XXX30XXLF	2 X 15	19.05	17.78
20021111-XXX32XXLF	2 X 16	20.32	19.05
20021111-XXX34XXLF	2 X 17	21.59	20.32
20021111-XXX36XXLF	2 X 18	22.86	21.59
20021111-XXX38XXLF	2 X 19	24.13	22.86
20021111-XXX40XXLF	2 X 20	25.40	24.13
20021111-XXX42XXLF	2 X 21	26.67	25.40
20021111-XXX44XXLF	2 X 22	27.94	26.67
20021111-XXX46XXLF	2 X 23	29.21	27.94
20021111-XXX48XXLF	2 X 24	30.48	29.21
20021111-XXX50XXLF	2 X 25	31.75	30.48
20021111-XXX52XXLF	2 X 26	33.02	31.75
20021111-XXX54XXLF	2 X 27	34.29	33.02
20021111-XXX56XXLF	2 X 28	35.56	34.29
20021111-XXX58XXLF	2 X 29	36.83	35.56
20021111-XXX60XXLF	2 X 30	38.10	36.83
20021111-XXX62XXLF	2 X 31	39.37	38.10
20021111-XXX64XXLF	2 X 32	40.64	39.37
20021111-XXX66XXLF	2 X 33	41.91	40.64
20021111-XXX68XXLF	2 X 34	43.18	41.91
20021111-XXX70XXLF	2 X 35	44.45	43.18
20021111-XXX72XXLF	2 X 36	45.72	44.45
20021111-XXX74XXLF	2 X 37	46.99	45.72
20021111-XXX76XXLF	2 X 38	48.26	46.99
20021111-XXX78XXLF	2 X 39	49.53	48.26
20021111-XXX80XXLF	2 X 40	50.80	49.53
20021111-XXX82XXLF	2 X 41	52.07	50.80
20021111-XXX84XXLF	2 X 42	53.34	52.07
20021111-XXX86XXLF	2 X 43	54.61	53.34
20021111-XXX88XXLF	2 X 44	55.88	54.61
20021111-XXX90XXLF	2 X 45	57.15	55.88

PART NO.	POS.	DIM"X"	DIM"Y"
20021111-XXX92XXLF	2 X 46	58.42	57.15
20021111-XXX94XXLF	2 X 47	59.69	58.42
20021111-XXX96XXLF	2 X 48	60.96	59.69
20021111-XXX98XXLF	2 X 49	62.23	60.96
20021111-XXXA0XXLF	2 X 50	63.50	62.23

20021111 - X X X XX X X LF

- LEAD FREE
- PLATING OPTIONAL
  - 1: GOLD FLASH AT CONTACT, 1.27um MIN. MATTE TIN AT TAIL
  - 2: GOLD FLASH AT CONTACT, GOLD FLASH AT TAIL
  - 4: 0.25um Au MIN. AT CONTACT, 1.27um MIN.MATTE TIN AT TAIL
  - 5: 0.25um Au MIN. AT CONTACT, GOLD FLASH AT TAIL
  - 6: 0.38um GXT MIN. AT CONTACT, 1.27um MIN.MATTE TIN AT TAIL
  - 7: 0.38um GXT MIN. AT CONTACT, GOLD FLASH AT TAIL
  - 8: 0.76um GXT MIN. AT CONTACT, 1.27um MIN.MATTE TIN AT TAIL
  - 9: 0.76um GXT MIN. AT CONTACT, GOLD FLASH AT TAIL
- PACKING STYLE
  - T: TUBE
- PIN NO. SEE TABLE
- MATING LENGTH(DIM"A")
  - 0: 3.05MM
- TAIL LENGTH(DIM"B")
  - 0: 2.30MM (FOR 1.6MM PCB)
  - 1: 1.60MM (FOR 1.0MM PCB)
  - 2: 2.70MM (FOR 2.0MM PCB)
- RESERVE CODE
  - 0: STANDARD

mat'l. code				surface	tolerance	projection
				ISO 1302	ISO 406 ISO 1101	
ltr	ecn no	dr	date	tolerances unless otherwise specified		
E				angles	linear .0±.30	mm
				0°±2°	.00±.20	
					.000±.10	scale 1:1
				dr ZK HU	09/28/12	
				engr ZK HU	09/28/12	
				chr BIAN RICK	09/28/12	
				appd BIAN RICK	09/28/12	

sheet	revision
index	sheet

product family	
MINITEK127®	
title	
UNSHROUDED HDR VT TH	
dwg no	sheet 2 of 2 size
20021111	A3
type	Product Customer Drawing

© 2016 AFCI

form: A3-2016-02-24

PDS: Rev :E STATUS:Released Printed: Apr 06, 2016