

Excellent Integrated System Limited

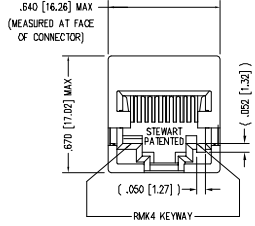
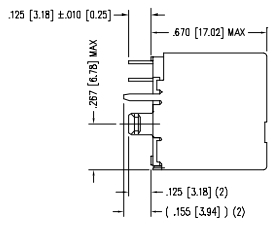
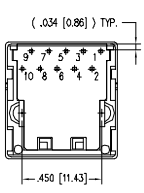
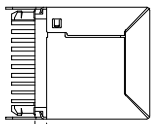
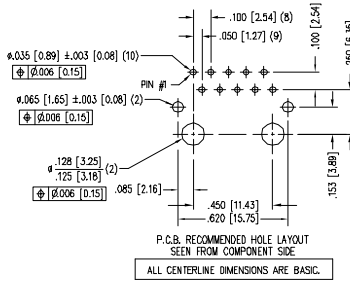
Stocking Distributor

Click to view price, real time Inventory, Delivery & Lifecycle Information:

[Bel Fuse Inc.](#)
[SS-65100-046](#)

For any questions, you can email us directly:
sales@integrated-circuit.com

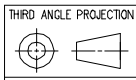
DATE	REV	ECN	APPD. BY
11-14-03	XD	-	-
7-22-04	AQ	6495	RGC
11-14-05	A1	7316	TRM
1-16-06	A2	7436	JM



P.C.B. RECOMMENDED HOLE LAYOUT
 SEEN FROM COMPONENT SIDE
 ALL CENTERLINE DIMENSIONS ARE BASIC.

- NOTES:
- CONNECTOR MATERIALS:
 HOUSING: THERMOPLASTIC UL94 V-0
 CONTACTS/SHIELD: COPPER ALLOY
 SHIELD PLATING: NICKEL OR TIN
 CONTACT PLATING: SELECTIVE GOLD IN CONTACT AREA
 SEE CHART FOR PART NUMBER
 - FOR PRODUCT SPECIFICATION SEE FR026-01.
 - DIMENSIONS AND TOLERANCES COMPLY WITH FCC/DFR 47, PART 68.

30 MICRO-INCHES [0.76um]	SS-65100-046
CONTACT PLATING IN MATING AREA	PART NUMBER



DO NOT SCALE DRAWING
 DRAWING IS SUBJECT TO
 CHANGE WITHOUT NOTICE

DIMENSIONS: INCHES [METRIC]
 UNLESS OTHERWISE SPECIFIED
 TOLERANCES ARE ±.005 [0.13]
 ANGLES ARE ± 1°

SHEET NO. 1 OF 1



Bel Stewart Connector

11118 Susquehanna Trail South
 Glen Rock, PA, 17327-9199
 (717) 235-7912 Fax: (717) 235-7954 <http://www.stewartconnector.com>

TITLE: TEN CONTACT, 10 POSITION, VERTICAL MOUNT SHIELDED JACK, NON-FLANGED, RMK4 KEYING OPTION

THIS DRAWING AND THE SUBJECT MATTER SHOWN THEREON ARE CONFIDENTIAL AND THE PROPRIETARY PROPERTY OF BEL STEWART CONNECTOR AND SHALL NOT BE REPRODUCED, COPIED, OR USED IN ANY MANNER WITHOUT PRIOR WRITTEN CONSENT OF BEL STEWART CONNECTOR. THE SUBJECT MATTER MAY BE PATENTED OR A PATENT MAY BE PENDING.

DRW BY: TRM	DATE: 11-14-03
APPD BY: RGC	DATE: 11-17-03
DWG NO: CT650125	REV: A2

REV. 7/15/03

AutoCAD