

Excellent Integrated System Limited

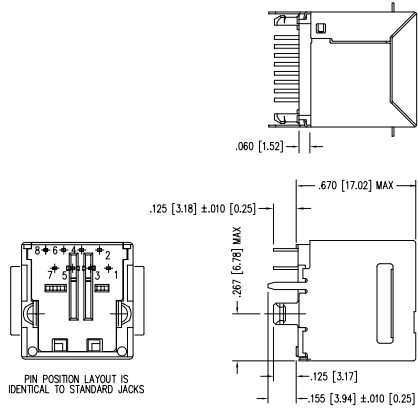
Stocking Distributor

Click to view price, real time Inventory, Delivery & Lifecycle Information:

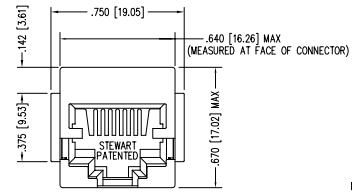
[Bel Fuse Inc.](#)
[SS-7188VS-A-FLS](#)

For any questions, you can email us directly:
sales@integrated-circuit.com

DATE	REV	ECN	APP'D. BY
8-21-12	B0	9579	TRM
6-18-13	B1	9786	TRM
1-16-15	B2	10208	TRM



PIN POSITION LAYOUT IS IDENTICAL TO STANDARD JACKS



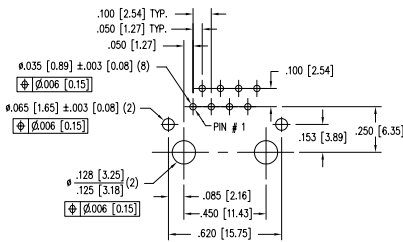
- NOTES:
- CONNECTOR MATERIALS:
 HOUSING: THERMOPLASTIC UL94 V-0
 CONTACTS/SHIELD: COPPER ALLOY
 SHIELD PLATING: NICKEL OR TIN
 CONTACT PLATING: SELECTIVE GOLD IN CONTACT AREA
 SEE CHART FOR PART NUMBER
 - FOR PRODUCT SPECIFICATIONS SEE PRO26-01.
 - DIMENSIONS AND TOLERANCES COMPLY WITH TIA-1096 STANDARD.
 - DESIGNED FOR CATEGORY 5/5e APPLICATIONS.

B

B

A

A



P.C.B. RECOMMENDED HOLE LAYOUT
 SEEN FROM COMPONENT SIDE
 ALL CENTERLINE DIMENSIONS ARE BASIC.

30 MICRO-INCHES [0.76um]	SS-7188VS-A-FLS
CONTACT PLATING IN MATING AREA	PART NUMBER

THIRD ANGLE PROJECTION
 DO NOT SCALE DRAWING
 DRAWING IS SUBJECT TO CHANGE WITHOUT NOTICE
 DIMENSIONS: INCHES (METRIC)
 UNLESS OTHERWISE SPECIFIED
 TOLERANCES ARE ±.005 [0.13]
 ANGLES ARE ± 1°
 SHEET NO. 1 OF 1

stewart
CONNECTOR
a bel group
1118 Susquehanna Trail South
Gen Rock, PA 17327-9199
(717) 235-7512
<http://www.stewartconnector.com>

TITLE: EIGHT CONTACT, EIGHT POSITION; VERTICAL MOUNT SHIELDED CAT 5/5e JACK, FLANGE

DRN BY: J.A.F. DATE 10-12-99
 APP'D BY: T.R.M. DATE 10-12-99
 DWG NO. CT710029 REV. B2

THIS DRAWING AND THE SUBJECT MATTER SHOWN THEREON ARE CONFIDENTIAL AND THE PROPERTY OF STEWART CONNECTOR AND SHALL NOT BE REPRODUCED, COPIED, OR USED IN ANY MANNER WITHOUT PRIOR WRITTEN CONSENT OF STEWART CONNECTOR. THIS PRODUCT MAY BE PROTECTED BY ONE OR MORE OF THE FOLLOWING US PATENTS: 5791942 6217201 6368159 6419626 6600097 6877222 6945457 7045950 7080009 7508650 7588650 OTHER PATENTS MAY BE PENDING.



2

1

AutoCAD

REV. 6/23/05