

Excellent Integrated System Limited

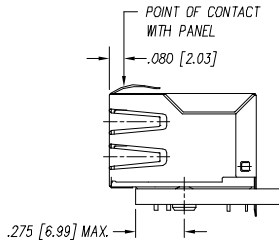

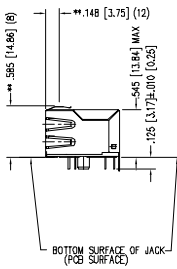
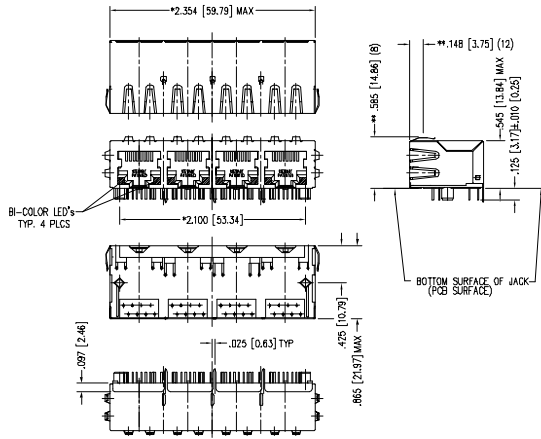
Stocking Distributor

Click to view price, real time Inventory, Delivery & Lifecycle Information:

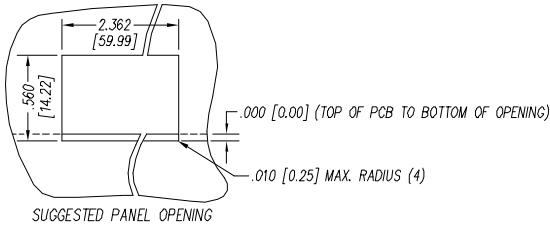
[Bel Fuse Inc.](#)
[SS-748804S-CC-PG4-BZ](#)

For any questions, you can email us directly:
sales@integrated-circuit.com

DATE	REV	ECN	APPD. BY
2/3/06	A1	7459	JM

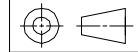


- NOTES:
- CONNECTOR MATERIALS:
HOUSING: THERMOPLASTIC UL94 V-0
CONTACTS/SHIELD: COPPER ALLOY
SHIELD PLATING: NICKEL OR TIN
CONTACT PLATING: SELECTIVE GOLD IN CONTACT AREA
SEE CHART FOR PART NUMBER
 - FOR PRODUCT SPECIFICATIONS SEE PROZ2-01.
 - TOLERANCES COMPLY WITH F.C.C. DIMENSION REQUIREMENTS.
 - THE SUGGESTED PANEL OPENING IS INTENDED TO GIVE USER THE ABILITY TO HAVE REASONABLE JACK/PANEL CLEARANCES, YET MAINTAIN GROUNDING CAPABILITY. THESE VARIABLES CAN BE ADJUSTED IN EITHER DIRECTION BUT MAY CARRY SOME CONSEQUENCES IN THE FORM OF LOWER MATING FORCES OR TIGHTER ASSEMBLY TOLERANCES.



30 MICRO-INCHES [0.76um]	SS-748804S-CC-PG4-BZ
CONTACT PLATING IN MATING AREA	PART NUMBER

THIRD ANGLE PROJECTION



DO NOT SCALE DRAWING
DRAWING IS SUBJECT TO CHANGE WITHOUT NOTICE

DIMENSIONS: INCHES [METRIC]
UNLESS OTHERWISE SPECIFIED
TOLERANCES ARE ± 0.005 [0.13]
ANGLES ARE ± 1°

SHEET NO. 1 OF 2



Bel Stewart Connector

11118 Susquehanna Trail South
Glen Rock, PA, 17327-9199
(717) 235-7912 Fax: (717) 235-7954 <http://www.stewartconnector.com>

EMI-RFI ONE PIECE SHIELDED, ESD GROUNDED
4 PORT PCB HARMONICA LED JACK PAC

THIS DRAWING AND THE SUBJECT MATTER SHOWN THEREON ARE CONFIDENTIAL AND THE PROPRIETARY PROPERTY OF BEL STEWART CONNECTOR AND SHALL NOT BE REPRODUCED, COPIED, OR USED IN ANY MANNER WITHOUT PRIOR WRITTEN CONSENT OF BEL STEWART CONNECTOR. THE SUBJECT MATTER MAY BE PATENTED OR A PATENT MAY BE PENDING.

DRW BY: KRL	DATE: 2/3/06
APPD BY: JM	DATE: 2-9-06
DRG NO. CT740086	REV. A1

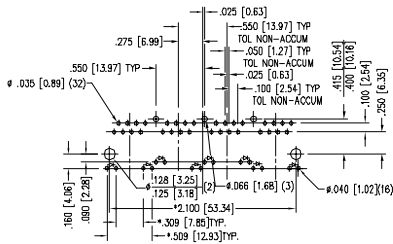
REV. 6/3/05

AutoCAD

LED SPECIFICATIONS							
LOW CURRENT BI-COLOR LED		* FORWARD VOLTAGE (MAX)	* FORWARD VOLTAGE (TYP)	POWER DISSIPATION	WAVELENGTH	LUMINOUS INTENSITY @ 2mA	
						MIN	MAX
YELLOW/GREEN	YELLOW	2.1 V	1.8 V	25 mW	590 nm	0.2 mcd	0.8 mcd
	GREEN	2.2 V	1.9 V	24 mW	565 nm	0.32 mcd	1.25 mcd

* WITH A FORWARD CURRENT OF 20 mA

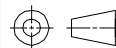
LED POLARITY
(ENLARGED VIEW)



P.C.B. RECOMMENDED HOLE LAYOUT
 SEEN FROM COMPONENT SIDE
 TOLERANCE ±.003 [0.08] UNLESS OTHERWISE SPECIFIED

30 MICRO-INCHES [0.76um]	SS-748804S-CC-PG4-BZ
CONTACT PLATING IN MATING AREA	PART NUMBER

THIRD ANGLE PROJECTION



DO NOT SCALE DRAWING
 DRAWING IS SUBJECT TO CHANGE WITHOUT NOTICE

DIMENSIONS: INCHES [METRIC]
 UNLESS OTHERWISE SPECIFIED
 TOLERANCES ARE ±.005 [0.13]
 ANGLES ARE ± 1°

SHEET NO. 2 OF 2



Bel Stewart Connector

11118 Susquehanna Trail South
 Glen Rock, PA, 17327-9199
 (717) 235-7912 Fax: (717) 235-7954 <http://www.stewartconnector.com>

EMI-RFI ONE PIECE SHIELDED, ESD GROUNDED
 4 PORT PCB HARMONICA LED JACK PAC

THIS DRAWING AND THE SUBJECT MATTER SHOWN THEREON ARE CONFIDENTIAL AND THE PROPRIETARY PROPERTY OF BEL STEWART CONNECTOR AND SHALL NOT BE REPRODUCED, COPIED, OR USED IN ANY MANNER WITHOUT PRIOR WRITTEN CONSENT OF BEL STEWART CONNECTOR. THE SUBJECT MATTER MAY BE PATENTED OR A PATENT MAY BE PENDING.

DRW BY: KRL	DATE 2/3/06
APPD BY: JM	DATE 2-9-06
DWG NO. CT740086	REV. A1

AutoCAD

REV. 6/15/05