

Excellent Integrated System Limited

Stocking Distributor

Click to view price, real time Inventory, Delivery & Lifecycle Information:

[Pulse Electronics Corporation](#)


[PG0063.333NLT](#)





For any questions, you can email us directly:

sales@integrated-circuit.com

SMT Power Inductors

Unshielded Drum Core - PG0063 Series



-  **Height:** 2.5mm Max
-  **Footprint:** 6.2mm x 6.2mm Max
-  **Current Rating:** up to 3.5A
-  **Inductance Range:** .9μH to 900μH

Electrical Specifications @ 25°C - Operating Temperature -40°C to +130°C

Part Number	Inductance ² @ Irated (μH TYP)	Irated ³ (A)	DCR (mΩ)		Inductance @ OADC (μH ±20%)	Saturation ⁴ Current Isat (A)	Heating ⁵ Current Ibc (A)
			TYP	MAX			
PG0063.102NL	0.9	3.5	15	22	1.0	3.5	4.5
PG0063.152NL	1.3	3.0	25	30	1.5	3.0	3.8
PG0063.222NL	1.9	2.5	33	40	2.2	2.5	3.3
PG0063.332NL	2.9	2.0	55	65	3.3	2.0	2.9
PG0063.472NL	4.2	1.8	76	90	4.7	1.8	2.7
PG0063.682NL	6.1	1.5	91	105	6.8	1.5	2.2
PG0063.103NL	9.0	1.2	128	150	10	1.2	1.9
PG0063.153NL	13	1.0	181	210	15	1.0	1.6
PG0063.223NL	19	0.8	250	290	22	0.8	1.3
PG0063.333NL	29	0.65	342	400	33	0.65	1.2
PG0063.473NL	42	0.55	492	565	47	0.55	0.96
PG0063.683NL	61	0.50	728	800	68	0.50	0.76
PG0063.104NL	90	0.40	1047	1205	100	0.40	0.62
PG0063.154NL	130	0.30	1590	2020	150	0.30	0.50
PG0063.224NL	190	0.26	2019	2220	220	0.26	0.42
PG0063.334NL	290	0.20	3144	3305	330	0.20	0.32
PG0063.474NL	420	0.16	4800	5040	470	0.16	0.28
PG0063.684NL	610	0.14	7027	7380	680	0.14	0.22
PG0063.105NL	900	0.12	11010	11340	1000	0.12	0.18

NOTES FROM TABLE: (See page 43)

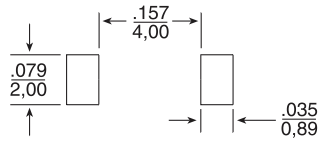
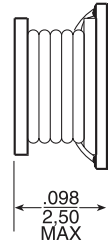
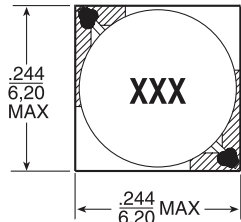
SMT Power Inductors

Unshielded Drum Core - PG0063 Series

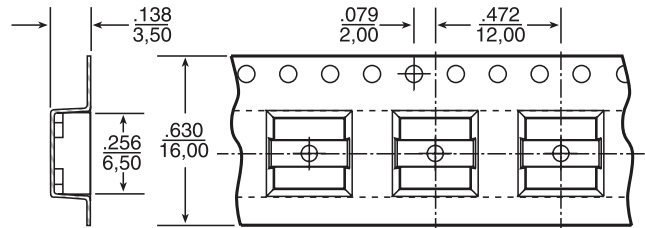
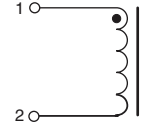
Mechanicals

Schematics

PG0063.102



SUGGESTED PAD LAYOUT

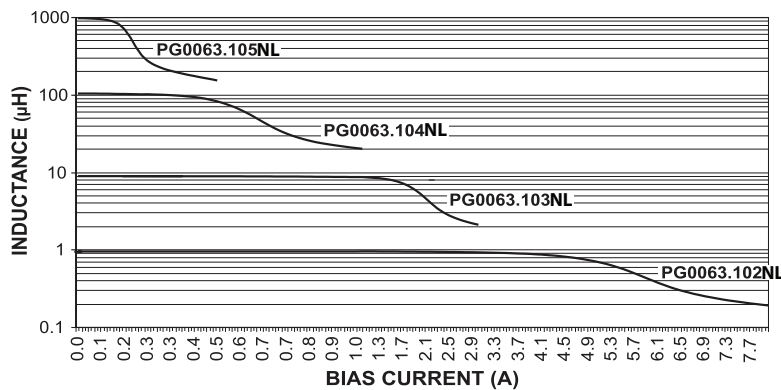


TAPE & REEL LAYOUT

Notes from Tables

1. The temperature of the component (ambient plus temperature rise) must be within the stated operating temperature range.
2. Inductance at I_{rated} is typical inductance value for component taken at rated current.
3. The rated current listed is the lower of saturation current @ 25°C or heating current.
4. The saturation current, I_{sat}, is the current at which the the component inductance drops by 10% (typical) at an ambient temperature of 25°C. This current is determined by placing the component in the specified ambient environment and applying a short duration pulse current (to eliminate self-heating effects) to the component.
5. The heating current, I_{DC}, is the DC current required to raise the component temperature by approximately 40°C. The heating current is determined by mounting the component on a typical PCB and applying current for 30 minutes.
6. Testing done @ 100kHz, 100mV_{AC}
7. Add suffix "T" to part number for tape and reel packaging (i.e. PG0063.102NLT).

Inductance vs Current Characteristics



For More Information

Pulse Worldwide Headquarters
 12220 World Trade Drive
 San Diego, CA
 92128
 U.S.A.

Pulse Europe
 Einsteinstrasse 1
 D-71083 Herrenberg
 Germany

Pulse China Headquarters
 B402, Shenzhen Academy of
 Aerospace Technology Bldg.
 10th Kejinan Road
 High-Tech Zone
 Nanshan District
 Shenzhen, PR China
 518057
 Tel: 86 755 33966678
 Fax: 86 755 33966700

Pulse North China
 Room 2704/2705
 Super Ocean Finance
 Ctr.
 2067 Yan An Road
 West
 Shanghai 200336
 China
 Tel: 86 21 62787060
 Fax: 86 2162786973

Pulse South Asia
 135 Joo Seng Road
 #03-02
 PM Industrial Bldg.
 Singapore 368363
 Tel: 65 6287 8998
 Fax: 65 6287 8998

Pulse North Asia
 3F, No. 198
 Zhongyuan Road
 Zhongli City
 Taoyuan County 320
 Taiwan R. O. C.
 Tel: 886 3 4356768
 Fax: 886 3 4356823 (Pulse)
 Fax: 886 3 4356820 (FRE)

Performance warranty of products offered on this data sheet is limited to the parameters specified. Data is subject to change without notice. Other brand and product names mentioned herein may be trademarks or registered trademarks of their respective owners. © Copyright, 2015, Pulse Electronics, Inc. All rights reserved.