

Excellent Integrated System Limited

Stocking Distributor

Click to view price, real time Inventory, Delivery & Lifecycle Information:

[Pulse Electronics Corporation](#)
[W3117](#)

For any questions, you can email us directly:

sales@integrated-circuit.com

850 MHz RX Diversity Helical SMD Antenna

Ground cleared under antenna, clearance area 8.00 x 40.00 mm. *Pulse Part Number: W3117*

Features

- Low profile (2.5 mm, embedded to board)
- Snap in fixing to board
- Compact size W x L x H (12.4 x 8 x 2.5 mm)
- Low weight (400 mg)
- Lead Free materials
- Fully SMD compatible
 - Glue needed between antenna and PWB
- Lead free soldering compatible
- Tape and reel packing
- RoHS Compliant Product

Applications

- GSM 850 Band
- 869-894 MHz

Engineering samples available

Electrical specifications @ +25 °C

Note: Electrical characteristics depend on test board (GP) size and antenna positioning on GP and Ground Clearance area size.

RX Diversity 850 MHz

Typical performance (testboard size 100 x 40 mm, PWB ground clearance area 8.00 x 40.00 mm)

Frequency Range [MHz]	Linear Max Gain [dBi]	Efficiency [%] / [dB]	Return Loss min. [dB]	Impedance [Ω]	Operating Temperature [°C]
869 – 894	0 (peak) -1.3 (band edges)	55 / -2.6 (peak) 40 / -4 (band edges)	-9	50	-40 to +85

Pulse Finland Oy

Takatie 6
 90440 Kempele, Finland
 Tel: +358 207 935 500
 Fax: +358 207 935 501
www.pulseeng.com/antennas

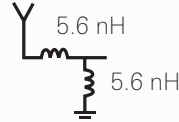
W3117 Datasheet version 1.2. 850 MHz RX Diversity Helical SMD Antenna. Confidential. Preliminary (03/07)

850 MHz RX Diversity Helical SMD Antenna

Ground cleared under antenna, clearance area 8.00 x 40.00 mm

Typical Electrical Characteristics (T=25 °C)

Measured on the 100 x 40 mm test board with matching circuit



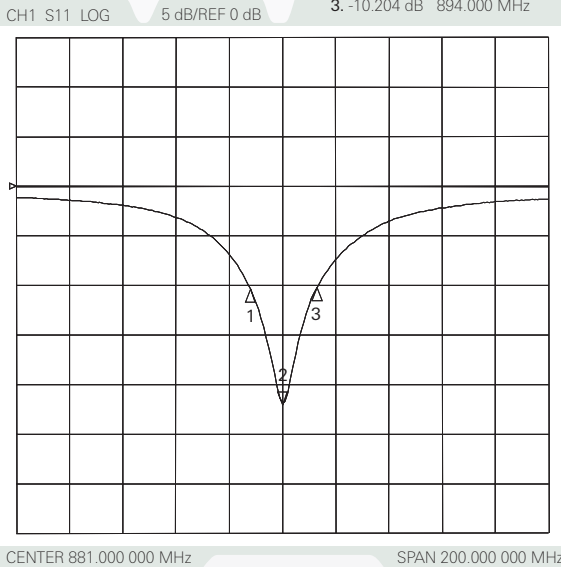
Typical Return Loss S11/ impedance

RX Diversity

4 Oct 2006 14:52:08

CH1Markers

- 1. -10.379 dB 869.000 MHz
- 2. -22.048 dB 881.000 000 MHz
- 3. -10.204 dB 894.000 MHz

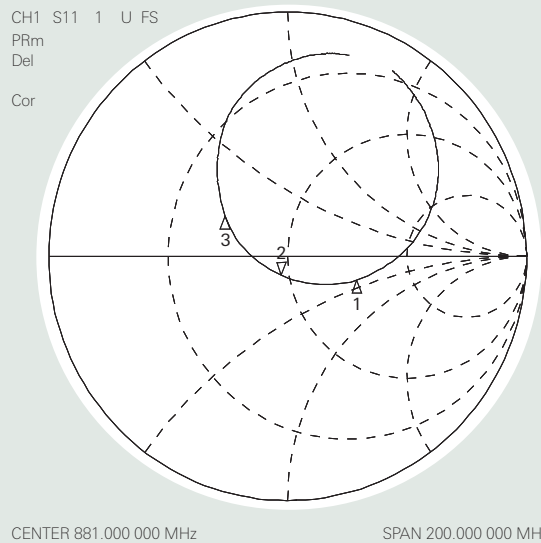


RX Diversity

24 Aug 2006 12:31:19

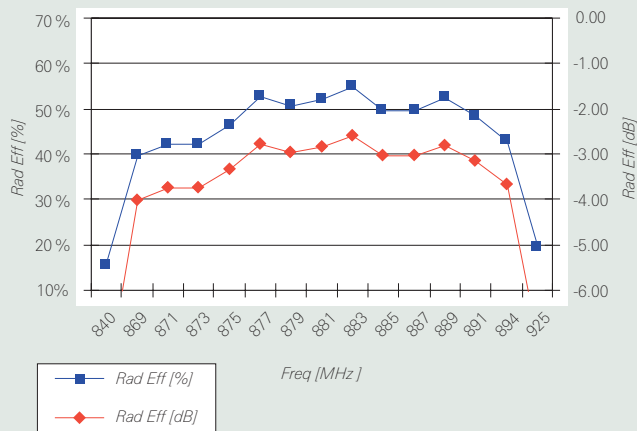
CH1Markers

- 1. 88.105 Ω -19.090 Ω 869.000 MHz
- 2. 46.920 Ω -7.2852 Ω 24.797 pF 881.000 000 MHz
- 3. 27.967 Ω 10.135 Ω 894.000 MHz

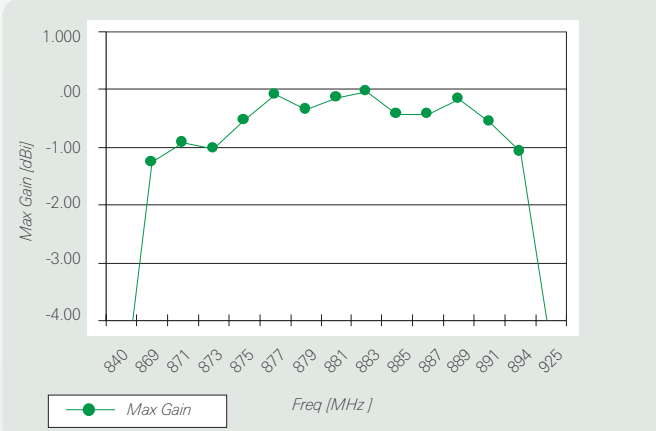


Free space efficiency and maximum gain

RX Diversity 869-894 MHz



RX Diversity 869-894 MHz



850 MHz RX Diversity Helical SMD Antenna

Ground cleared under antenna, clearance area 8.00 x 40.00 mm

Typical Free Space Radiation Patterns

