

Excellent Integrated System Limited

Stocking Distributor

Click to view price, real time Inventory, Delivery & Lifecycle Information:

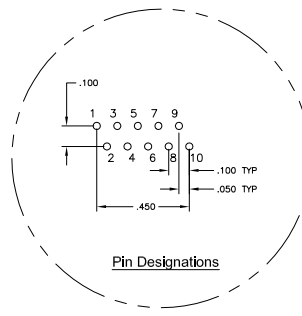
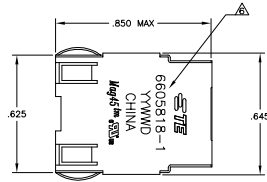
[TE Connectivity AMP Connectors](#)
[6605818-1](#)

For any questions, you can email us directly:

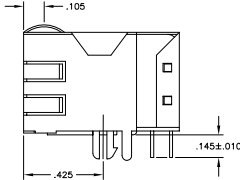
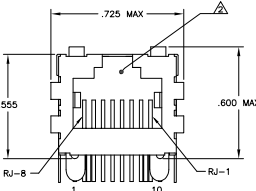
sales@integrated-circuit.com

REV	DATE	DESCRIPTION	BY	CHK	APP
AA	22	REVISED			
C		REV FOR ECO-11-013935			
D		ECO-11-013935			

MECHANICAL:

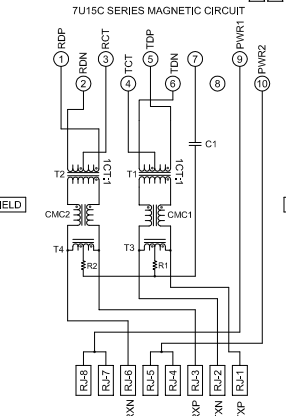


Pin Designations

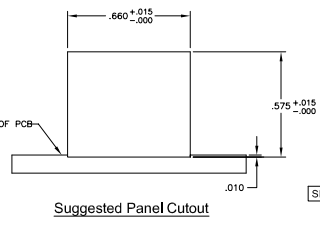


- MATERIALS:**
- HOUSING - THERMOPLASTIC PET PESTER FLAMMABILITY RATING UL 94V-0
 - SHIELD - .010" THICK, C26800 BRASS PREPLATED WITH 30μINCH MIN SEMI-BRIGHT NICKEL, SOLDER TABS POST DIPPED WITH 100μINCH MIN SAC SOLDER
 - MOD JACK CONTACTS - 0.0157" x 0.018" PHOSPHOR BRONZE, 50μINCH MIN OVERALL NICKEL UNDERPLATE, WITH SELECT 50μINCH MIN HARD GOLD FINISH PLATE SOLDER TAILS WITH 100μINCH MIN MATTE TIN AND/OR SAC SOLDER DIP.
- MAGNETICS**
- IMPEDANCE: 100 OHMS
 - TURNS RATIO (CHP-CABLE): TX = 1:1, RX = 1:1
 - OPEN CIRCUIT INDUCTANCE (OCL): 350nH MIN @100MHz, 0.1VRMS 8mA DC BIAS FROM 0°C TO 70°C, TX AND RX
 - POC CURRENT: 350mA DC MAX
 - PERFORMANCE @ 25°C
 - INSERTION LOSS (IL): 1dB MAX FROM 0.5MHz TO 100MHz
 - RETURN LOSS (RL): 18dB MIN FROM 0.5MHz TO 30MHz
 - 18-20LOG(1/30)dB MIN FROM 30.3MHz TO 60MHz
 - 12dB MIN FROM 60.1MHz TO 80MHz
 - CROSSTALK ATTENUATION: 35dB MIN FROM 0.5MHz TO 40MHz
 - 33-20LOG(1/50)dB MIN FROM 4.0MHz TO 100MHz
 - COMMON MODE REJECTION RATIO (CMRR): 30dB MIN FROM 0.5MHz TO 100MHz
 - ISOLATION VOLTAGE: 1500VAC (MAX) AT 60Hz FOR 60 SECS.
4. OPERATING TEMPERATURE: FROM 0°C TO +70°C
5. INDICATED CONNECTIONS ARE FOR NIC CONFIGURATION. THE MAGNETICS ARE SYMMETRIC TO SUPPORT AUTO-HDI/MDIX.
6. TE CONNECTIVITY LOGO, PART NUMBER, DATE CODE, COUNTRY OF ORIGIN AND AGENCY APPROVAL MARKING IN APPROXIMATE LOCATION SHOWN.
7. THE PART IS RECOMMENDED FOR WAVE SOLDERING PROCESS. PREHEAT TEMPERATURE IS 120°C TO 160°C, 120 SECONDS TO 180 SECONDS, PEAK SOLDERING TEMPERATURE IS 260 °C MAX, 10 SECONDS MAX.

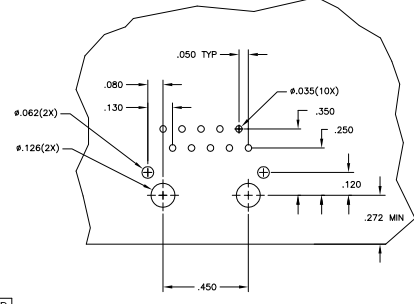
ELECTRICAL:



C1=1000 pF, 3kV CAPACITOR
R1-R2 = 75 OHMS, 1/16 W RESISTOR



Suggested Panel Cutout



Suggested PCB Layout (Component Side)

6605818-1		PART NUMBER	
THIS DRAWING IS A CONTROLLED DOCUMENT	REV	DATE	DESCRIPTION
REVISIONS	1	108-2100	1X1 MAG45(TM) MODULAR JACK, 7U2 SCHEMATIC, 7U15C VOICE/PSE MAGNETIC CIRCUIT, SHIELDED, DECOUPLING CAPACITOR, NO LEADS
DATE	108-2100	108-2100	108-2100
BY	108-2100	108-2100	108-2100
CHK	108-2100	108-2100	108-2100
APP	108-2100	108-2100	108-2100
REV	108-2100	108-2100	108-2100
DATE	108-2100	108-2100	108-2100
BY	108-2100	108-2100	108-2100
CHK	108-2100	108-2100	108-2100
APP	108-2100	108-2100	108-2100
REV	108-2100	108-2100	108-2100
DATE	108-2100	108-2100	108-2100
BY	108-2100	108-2100	108-2100
CHK	108-2100	108-2100	108-2100
APP	108-2100	108-2100	108-2100
REV	108-2100	108-2100	108-2100
DATE	108-2100	108-2100	108-2100
BY	108-2100	108-2100	108-2100
CHK	108-2100	108-2100	108-2100
APP	108-2100	108-2100	108-2100
REV	108-2100	108-2100	108-2100
DATE	108-2100	108-2100	108-2100
BY	108-2100	108-2100	108-2100
CHK	108-2100	108-2100	108-2100
APP	108-2100	108-2100	108-2100
REV	108-2100	108-2100	108-2100
DATE	108-2100	108-2100	108-2100
BY	108-2100	108-2100	108-2100
CHK	108-2100	108-2100	108-2100
APP	108-2100	108-2100	108-2100
REV	108-2100	108-2100	108-2100
DATE	108-2100	108-2100	108-2100
BY	108-2100	108-2100	108-2100
CHK	108-2100	108-2100	108-2100
APP	108-2100	108-2100	108-2100
REV	108-2100	108-2100	108-2100
DATE	108-2100	108-2100	108-2100
BY	108-2100	108-2100	108-2100
CHK	108-2100	108-2100	108-2100
APP	108-2100	108-2100	108-2100
REV	108-2100	108-2100	108-2100
DATE	108-2100	108-2100	108-2100
BY	108-2100	108-2100	108-2100
CHK	108-2100	108-2100	108-2100
APP	108-2100	108-2100	108-2100
REV	108-2100	108-2100	108-2100
DATE	108-2100	108-2100	108-2100
BY	108-2100	108-2100	108-2100
CHK	108-2100	108-2100	108-2100
APP	108-2100	108-2100	108-2100
REV	108-2100	108-2100	108-2100
DATE	108-2100	108-2100	108-2100
BY	108-2100	108-2100	108-2100
CHK	108-2100	108-2100	108-2100
APP	108-2100	108-2100	108-2100
REV	108-2100	108-2100	108-2100
DATE	108-2100	108-2100	108-2100
BY	108-2100	108-2100	108-2100
CHK	108-2100	108-2100	108-2100
APP	108-2100	108-2100	108-2100
REV	108-2100	108-2100	108-2100
DATE	108-2100	108-2100	108-2100
BY	108-2100	108-2100	108-2100
CHK	108-2100	108-2100	108-2100
APP	108-2100	108-2100	108-2100
REV	108-2100	108-2100	108-2100
DATE	108-2100	108-2100	108-2100
BY	108-2100	108-2100	108-2100
CHK	108-2100	108-2100	108-2100
APP	108-2100	108-2100	108-2100
REV	108-2100	108-2100	108-2100
DATE	108-2100	108-2100	108-2100
BY	108-2100	108-2100	108-2100
CHK	108-2100	108-2100	108-2100
APP	108-2100	108-2100	108-2100
REV	108-2100	108-2100	108-2100
DATE	108-2100	108-2100	108-2100
BY	108-2100	108-2100	108-2100
CHK	108-2100	108-2100	108-2100
APP	108-2100	108-2100	108-2100
REV	108-2100	108-2100	108-2100
DATE	108-2100	108-2100	108-2100
BY	108-2100	108-2100	108-2100
CHK	108-2100	108-2100	108-2100
APP	108-2100	108-2100	108-2100
REV	108-2100	108-2100	108-2100
DATE	108-2100	108-2100	108-2100
BY	108-2100	108-2100	108-2100
CHK	108-2100	108-2100	108-2100
APP	108-2100	108-2100	108-2100
REV	108-2100	108-2100	108-2100
DATE	108-2100	108-2100	108-2100
BY	108-2100	108-2100	108-2100
CHK	108-2100	108-2100	108-2100
APP	108-2100	108-2100	108-2100
REV	108-2100	108-2100	108-2100
DATE	108-2100	108-2100	108-2100
BY	108-2100	108-2100	108-2100
CHK	108-2100	108-2100	108-2100
APP	108-2100	108-2100	108-2100
REV	108-2100	108-2100	108-2100
DATE	108-2100	108-2100	108-2100
BY	108-2100	108-2100	108-2100
CHK	108-2100	108-2100	108-2100
APP	108-2100	108-2100	108-2100
REV	108-2100	108-2100	108-2100
DATE	108-2100	108-2100	108-2100
BY	108-2100	108-2100	108-2100
CHK	108-2100	108-2100	108-2100
APP	108-2100	108-2100	108-2100
REV	108-2100	108-2100	108-2100
DATE	108-2100	108-2100	108-2100
BY	108-2100	108-2100	108-2100
CHK	108-2100	108-2100	108-2100
APP	108-2100	108-2100	108-2100
REV	108-2100	108-2100	108-2100
DATE	108-2100	108-2100	108-2100
BY	108-2100	108-2100	108-2100
CHK	108-2100	108-2100	108-2100
APP	108-2100	108-2100	108-2100
REV	108-2100	108-2100	108-2100
DATE	108-2100	108-2100	108-2100
BY	108-2100	108-2100	108-2100
CHK	108-2100	108-2100	108-2100
APP	108-2100	108-2100	108-2100
REV	108-2100	108-2100	108-2100
DATE	108-2100	108-2100	108-2100
BY	108-2100	108-2100	108-2100
CHK	108-2100	108-2100	108-2100
APP	108-2100	108-2100	108-2100
REV	108-2100	108-2100	108-2100
DATE	108-2100	108-2100	108-2100
BY	108-2100	108-2100	108-2100
CHK	108-2100	108-2100	108-2100
APP	108-2100	108-2100	108-2100
REV	108-2100	108-2100	108-2100
DATE	108-2100	108-2100	108-2100
BY	108-2100	108-2100	108-2100
CHK	108-2100	108-2100	108-2100
APP	108-2100	108-2100	108-2100
REV	108-2100	108-2100	108-2100
DATE	108-2100	108-2100	108-2100
BY	108-2100	108-2100	108-2100
CHK	108-2100	108-2100	108-2100
APP	108-2100	108-2100	108-2100
REV	108-2100	108-2100	108-2100
DATE	108-2100	108-2100	108-2100
BY	108-2100	108-2100	108-2100
CHK	108-2100	108-2100	108-2100
APP	108-2100	108-2100	108-2100
REV	108-2100	108-2100	108-2100
DATE	108-2100	108-2100	108-2100
BY	108-2100	108-2100	108-2100
CHK	108-2100	108-2100	108-2100
APP	108-2100	108-2100	108-2100
REV	108-2100	108-2100	108-2100
DATE	108-2100	108-2100	108-2100
BY	108-2100	108-2100	108-2100
CHK	108-2100	108-2100	108-2100
APP	108-2100	108-2100	108-2100
REV	108-2100	108-2100	108-2100
DATE	108-2100	108-2100	108-2100
BY	108-2100	108-2100	108-2100
CHK	108-2100	108-2100	108-2100
APP	108-2100	108-2100	108-2100
REV	108-2100	108-2100	108-2100
DATE	108-2100	108-2100	108-2100
BY	108-2100	108-2100	108-2100
CHK	108-2100	108-2100	108-2100
APP	108-2100	108-2100	108-2100
REV	108-2100	108-2100	108-2100
DATE	108-2100	108-2100	108-2100
BY	108-2100	108-2100	108-2100
CHK	108-2100	108-2100	108-2100
APP	108-2100	108-2100	108-2100
REV	108-2100	108-2100	108-2100
DATE	108-2100	108-2100	108-2100
BY	108-2100	108-2100	108-2100
CHK	108-2100	108-2100	108-2100
APP	108-2100	108-2100	108-2100
REV	108-2100	108-2100	108-2100