

Excellent Integrated System Limited

Stocking Distributor

Click to view price, real time Inventory, Delivery & Lifecycle Information:

[Eaton \(formerly Cooper Bussmann\)
170M4814](#)

For any questions, you can email us directly:

sales@integrated-circuit.com

High Speed Fuses

Square Body DIN 43 653 — 1000V (IEC): 20-315A

1000V (IEC) 20-315A

Specifications

Description: Square body DIN 43 653 stud-mount high speed fuses.

Dimensions: See dimensions illustration.

Ratings:

Volts: — 1000Vac (20-250A)
 — 900Vac (315A)

Amps: — 20-315A

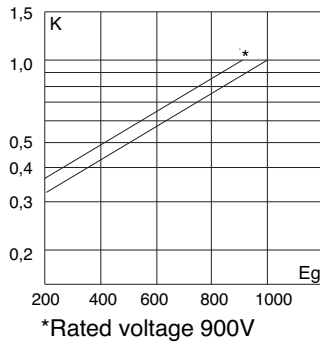
IR: — 150kA RMS Sym.

Agency Information: CE, Designed and tested to IEC 60269: Part 4, UL Recognized.

Electrical Characteristics

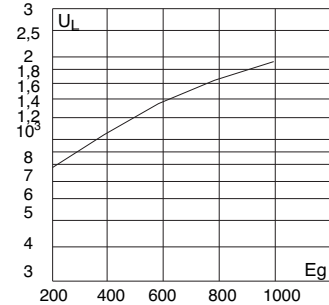
Total clearing I²t

The total clearing I²t at rated voltage and at power factor of 15% are given in the electrical characteristics. For other voltages, the clearing I²t is found by multi-plying by correction factor, K, given as a function of applied working voltage, E_g, (rms).



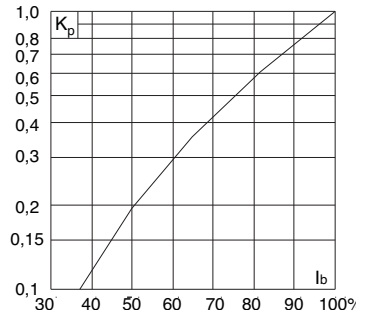
Arc Voltage

This curve gives the peak arc voltage, U_L, which may appear across the fuse during its operation as a function of the applied working voltage E_g, (rms) at a power factor of 15%.



Power Losses

Watts loss at rated current is given in the electrical characteristics. The curve allows the calculation of the power losses at load currents lower than the rated current. The correction factor, K_p, is given as a function of the RMS load current, I_b, in % of the rated current.



Features and Benefits

- Excellent DC performance
- Low arc voltage and low energy let-through (I²t)
- Low watts loss
- Superior cycling capability

Typical Applications

- DC common bus
- DC drives
- Power converters/rectifiers
- Reduced voltage starters

For Other Voltage Ratings in This Body Style

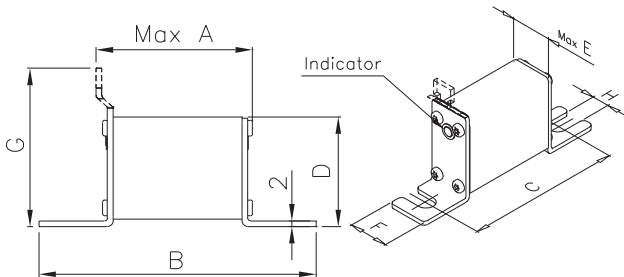
- See page 117 (690V/700V)

Dimensions (mm)

Type 00TN/80 – 00/80

Size	Max A	B	C	D	Max E	F	G	H
00/80	54	98	78	51	30	28		10
00TN/80	54	98	78	51	30	28	67	10

1mm = 0.0394" / 1" = 25.4mm



High Speed Fuses



Square Body DIN 43 653 — 1000V (IEC): 20-315A

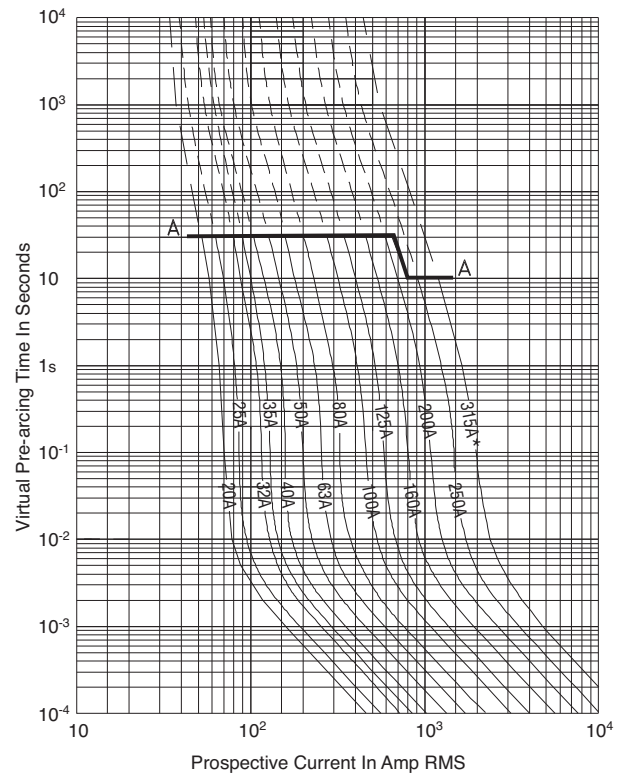
Catalog Numbers

Catalog Numbers		Electrical Characteristics					
00/80 Visual Indicator for Micro	00TN/80 Type T Indicator for Micro	Size	Rated Voltage	Rated Current RMS Amps	Pt (A ² Sec)		Watts Loss
					Pre-arc	Clearing at Rated Voltage	
170M4802	170M4822	00	1000	20	20	140	5
170M4803	170M4823	00	1000	25	30	210	7
170M4804	170M4824	00	1000	32	55	390	9
170M4805	170M4825	00	1000	35	69	500	10
170M4806	170M4826	00	1000	40	100	690	11
170M4807	170M4827	00	1000	50	170	1200	13
170M4808	170M4828	00	1000	63	280	2000	18
170M4809	170M4829	00	1000	80	500	3500	22
170M4810	170M4830	00	1000	100	950	6850	25
170M4811	170M4831	00	1000	125	1500	11500	33
170M4812	170M4832	00	1000	160	3000	22000	37
170M4813	170M4833	00	1000	200	5600	40500	40
170M4814	170M4834	00	1000	250	10000	74000	48
170M4815	170M4835	00	900	315	18000	115000	58

- Watts loss provided at rated current.
- Microswitch ordered separately. See accessories on page 185-186.

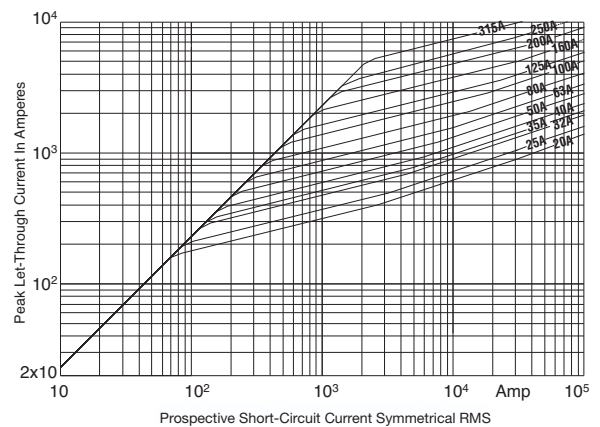
Size 00 — 20-315A: 1000V

Time-Current Curve



High Speed Fuses

Peak Let-Through Curve



* 315A fuse is derated to 900V