

Excellent Integrated System Limited

Stocking Distributor

Click to view price, real time Inventory, Delivery & Lifecycle Information:

[Hammond Manufacturing](#)
[1422N4SSF24F](#)


For any questions, you can email us directly:

sales@integrated-circuit.com

Type 4X Stainless Steel Two Door Floormount Enclosure 1422 N4

SS Series

Continuous Hinge Door with Clamps



Application

- Designed to house electrical, electronic, hydraulic or pneumatic controls and instruments.
- Provides protection where equipment may be hosed down or otherwise be very wet, or in specific applications where corrosion is a serious problem.

Standards

- UL 508 Type 3R, 4, 4X, and 12
- CSA Type 3R, 4, 4X, and 12
- Complies with
 - NEMA Type 3R, 4, 4X, 12 and 13
 - JIC EGP-1-1967
 - IEC 60529, IP66

Construction

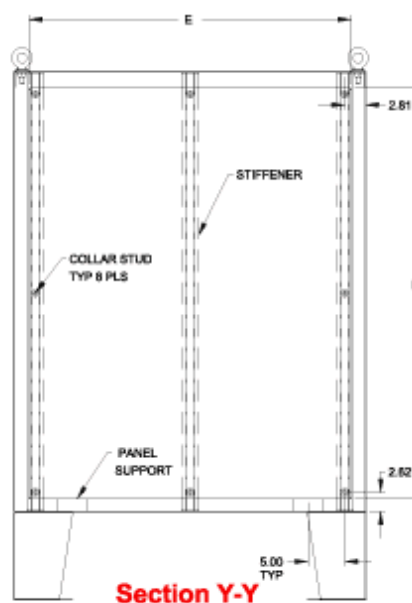
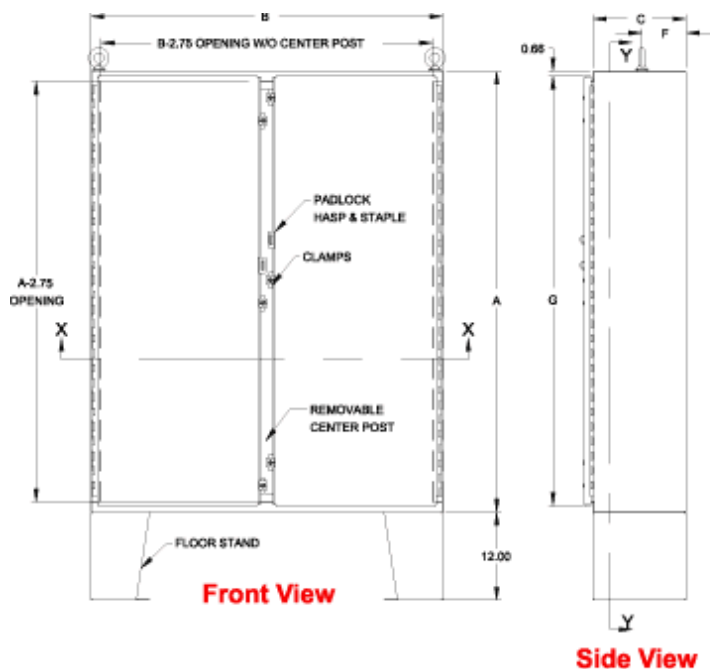
- Formed 12 gauge 304 or 316 stainless steel.
- Smooth, continuously welded seams without knockouts, cutouts or holes.
- Body stiffeners are provided in the larger enclosures for extra rigidity.
- Heavy duty stainless steel lifting eyebolts are provided with reinforcing support angles.
- Center post is removable for easy installation of the inner panel.
- Formed lip on door and top of enclosure opening exclude flowing liquids and contaminants.
- Continuously hinged doors may be removed by pulling the stainless steel hinge pin.
- Doors are secured with heavy duty stainless steel clamps.
- Provision for padlocking.
- 12" floor stands are welded to the enclosure.
- Seamless poured-in place gasket.
- Panel supports are provided for easy panel installation.
- Collar studs are provided for mounting inner panels.
- A bonding stud is provided on the door and a grounding stud is provided in the enclosure for each door.
- A literature pocket is provided.

Finish

- Cover and enclosure are natural stainless steel with a smooth brushed finish.
- Removable inner panel is finished in white powder coating.

Accessories

- Ventilation
- Door Stop Kit
- Door Support Guide
- Wallmount Quick Release Clamp
- Window Kits
- Ground Wire Kits
- Door Clamping Hardware
- Drip Shield Kit
- Type 1 Louvered Ventilating Plates
- Temperature Controls
- Inner Panels



304 S.S. Part No.	316 S.S. Part No.	A	B	C	Body Gauge	Panel Gauge	Panel Size			D	E	F	G	H	J	Ship Wt. (lbs)
1422N4SSB12F	1422N4S16B12F	60.13	48.06	12.69	12	10	56.00	44.00	6.30	58.59	22.00	11.87	491			
1422N4SSD12F	1422N4S16D12F	60.13	60.06	12.69	12	10	56.00	56.00	6.30	58.59	28.00	11.87	567			
1422N4SSE12F	1422N4S16E12F	72.13	60.06	12.69	12	10	68.00	56.00	6.30	70.59	28.00	11.87	645			
1422N4SSF12F	1422N4S16F12F	72.13	72.06	12.69	12	10	68.00	68.00	6.30	70.59	34.00	11.87	750			
1422N4SSF24F	1422N4S16F24F	72.13	72.06	24.69	12	10	68.00	68.00	12.30	70.59	34.00	23.87	945			

Data subject to change without notice