

## Excellent Integrated System Limited

Stocking Distributor

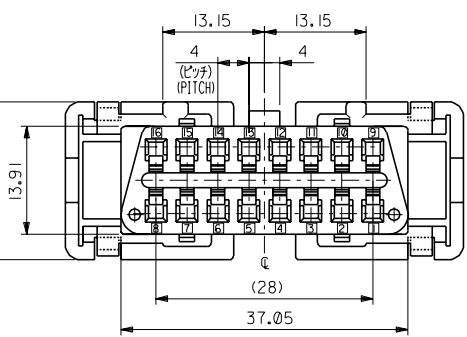
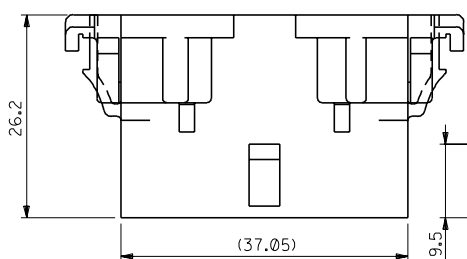
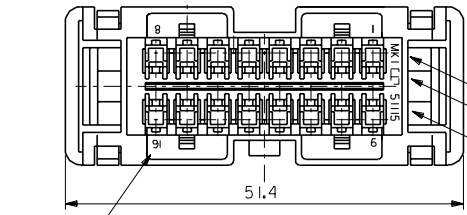
Click to view price, real time Inventory, Delivery & Lifecycle Information:

[Molex Connector Corporation](#)  
[0511151601](#)

For any questions, you can email us directly:

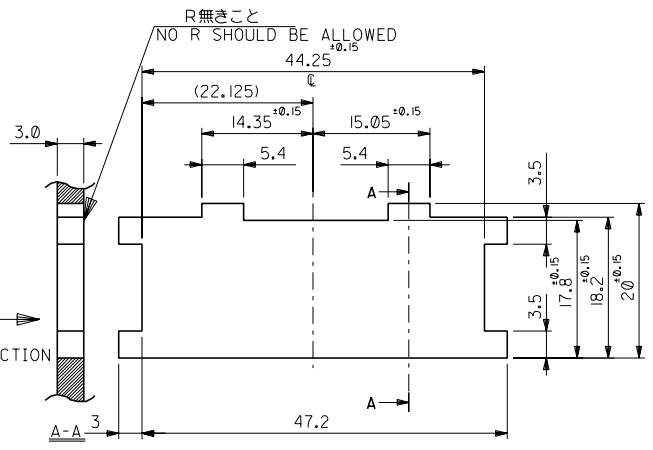
[sales@integrated-circuit.com](mailto:sales@integrated-circuit.com)

DWG. NO. SD-51115-00  
E  
D  
C  
B  
A  
DIMENSIONS IN METRIC DO NOT SCALE DRAWING



トレードマーク  
TRADE MARK  
CAVITY NO.  
ENG. NO.

打ち抜き方向  
コネクタ装着方向  
PUNCH DIRECTION  
CONNECTOR INSERT DIRECTION



参考パネルスロット寸法  
PANEL SLOT DIM.(REF.)  
(パネル厚: 3.0)  
(THICKNESS : 3.0)

51115-1601	16
ENG. NO.	NO. OF CKT.

角度 ANGLE	±3°					材料 MATERIAL	PBTP,UL94V-0 (黒色 BLACK)
30以上 OVER	±0.3					仕上げ FINISH	—
10以上 OVER 30未達 UNDER	±0.25	A	変更 REVISION (JAS0007)	H.T.	M.S	適用電線範囲 WIRE RANGE	—
10未達 UNDER	±0.2	0	新規/改訂 RELEASED (J45066)	K.F.	M.S	被覆外径 INS. RANGE	—
一般公差 GENERAL TOLERANCES			記号 LTR	変更内容 REVISION RECORD	DR	DATE	

MOLEX-JAPAN CO.,LTD. 日本モレックス株式会社	
REVISE ONLY ON CAD SYSTEM	
TITLE 名称	
4.0 WIRE TO WIRE CONN.REC. HOUSING WITH MOUNTING EARS (SAE J1962 DIAGNOSTIC CONNECTOR)	
DWG. NO.	REV
SD-51115-00	A

THIS DRAWING CONTAINS INFORMATION THAT IS PROPRIETARY TO MOLEX(JAPAN) AND SHOULD NOT BE USED WITHOUT WRITTEN PERMISSION  
本図面は日本モレックス(株)の所有する情報を含むもので 当社の許可なく複製を禁止する。  
EN-01C(032)MXJ-32