



Distributor of Molex Connector Corporation: Excellent Integrated System Limited
Datasheet of 0482016043 - D-Sub Connector Receptacle, Female Sockets 9 Position Through
Hole, Right Angle Solder

Contact us: sales@integrated-circuit.com Website: www.integrated-circuit.com

Excellent Integrated System Limited

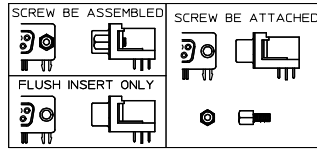
Stocking Distributor

Click to view price, real time Inventory, Delivery & Lifecycle Information:

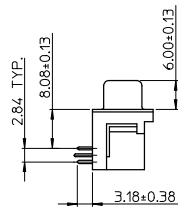
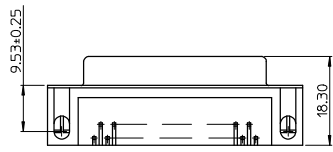
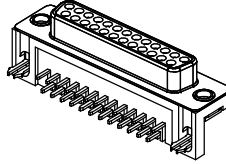
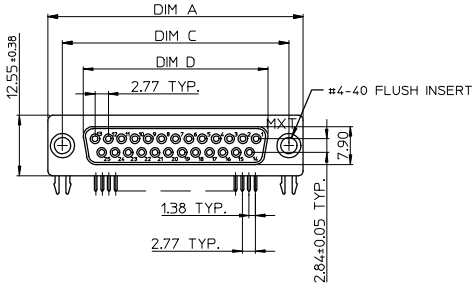
[Molex Connector Corporation](#)
[0482016043](#)

For any questions, you can email us directly:
sales@integrated-circuit.com

CKT SIZE	DIM A	DIM C	DIM D	DIM E	DIM F
9	30.81	24.99	16.33	11.07	6.96
15	39.14	33.32	24.66	19.38	6.97
25	53.04	47.04	38.38	33.22	6.91
37	69.32	63.50	54.84	49.83	6.84



- NOTE:
- MATERIAL:
 HOUSING: POLYESTER GLASS FILLED,UL94-V0,COLOR:BLACK
 TERMINAL: PHOSPHOR BRONZE
 METAL SHELL: SPC
 BOARD LOCK: BRASS
 SCREW: BRASS
 - PLATING:
 TERMINAL:
 CONTACT AREA: SEE PART NUMBER LEGEND
 SOLDER TAIL: TIN(Sn), THICKNESS=100 MICREINCH MIN/2.54 MICROMETER MIN.
 UNDER PLATE: NICKEL(Ni), THICKNESS=50 MICREINCH MIN/1.27 MICROMETER MIN.
 METAL SHELL: TIN (Sn), THICKNESS=100 MICREINCH MIN/2.54 MICROMETER MIN.
 UNDER PLATE: COPPER(Cu), THICKNESS=50 MICREINCH MIN/1.27 MICROMETER MIN.
 BOARD LOCK: TIN (Sn), THICKNESS=100 MICREINCH MIN/2.54 MICROMETER MIN.
 SCREW: NICKEL(Ni), THICKNESS=50 MICREINCH MIN/1.27 MICROMETER MIN.
 - RECOMMENDED PCB THICKNESS: 1.60 +/- 0.05mm
 - PRODUCT SPECIFICATION: REFER TO PS-48201-001
 - TEST SUMMARY: REFER TO TS-48201-001
 - PACKAGING SPECIFICATION: REFER TO PK-48201-001
 - LEAD FREE AND ROHS COMPLIANCE PRODUCT

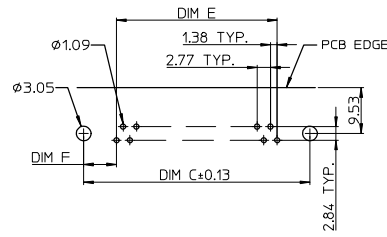


PART NUMBER LEGEND

CKT SIZE	GOLD PLATING	SCREW OPTION	DESCRIPTION
48201-6	*	*	12 PCS #4-40 ROUND INNER THREAD SCREW RIVETTED
0:9			2:FLUSH INSERT ONLY
1:15			3:2 PCS #4-40 INNER THREAD SCREW ASSEMBLED
3:25			4:2 PCS M2.6 INNER THREAD SCREW ASSEMBLED
4:37			5:2 PCS M3 INNER THREAD SCREW ASSEMBLED
5:25			6:2 PCS #4-40 HEX INNER THREAD SCREW ATTACHED
			7:2 PCS M2.6 INNER THREAD SCREW ATTACHED
			8:2 PCS M3 INNER THREAD SCREW ATTACHED

4:30 MICRO INCH MINIMUM GOLD IN CONTACT AREA
 5:15 MICRO INCH MINIMUM GOLD IN CONTACT AREA
 6:GOLD FLASH IN CONTACT AREA

RECOMMENDED PCB LAYOUT



L/F FOR 87204-6*** EC NO: SH22015208298 DRWN: CHEN12 2005/04/19 CHKD: 2005/05/04 APPR: WWSCHANG 2005/05/04	QUALITY SYMBOLS ▽=0 ▽=0	GENERAL TOLERANCES (UNLESS SPECIFIED)		DIMENSION STYLE		SCALE	DESIGN UNITS	THIRD ANGLE PROJECTION
		mm	INCH	MM ONLY		1:1	METRIC	
		4 PLACES ± ---	± ---	DRAWN BY	DATE	TITLE STANDARD D-SUB FEMALE TYPE FORK BOARD LOCK (LEAD FREE VERSION)		
		3 PLACES ± ---	± ---	LINDA	05/04/18			
2 PLACES ± 0.25	± ---	CHECKED BY	DATE	MOLEX INCORPORATED				
1 PLACE ± 0.25	± ---	ALLEN	05/04/18					
ANGULAR ± 3 °		APPROVED BY	DATE	DOCUMENT NO.		SHEET NO.		
DRAFT WHERE APPLICABLE MUST REMAIN WITHIN DIMENSIONS		WWSCHANG	05/04/18	SEE TABLE		SD-48201-001	1 OF 1	
		MATERIAL NO.	SEE TABLE		THIS DRAWING CONTAINS INFORMATION THAT IS PROPRIETARY TO MOLEX INCORPORATED AND SHOULD NOT BE USED WITHOUT WRITTEN PERMISSION			