



**Distributor of Molex Connector Corporation: Excellent Integrated System Limited**  
Datasheet of 0717182000 - D-Sub Connector Receptacle, Female Sockets 200 Position Panel  
Mount, Through Hole, Right Angle Solder

Contact us: [sales@integrated-circuit.com](mailto:sales@integrated-circuit.com) Website: [www.integrated-circuit.com](http://www.integrated-circuit.com)

---

## **Excellent Integrated System Limited**

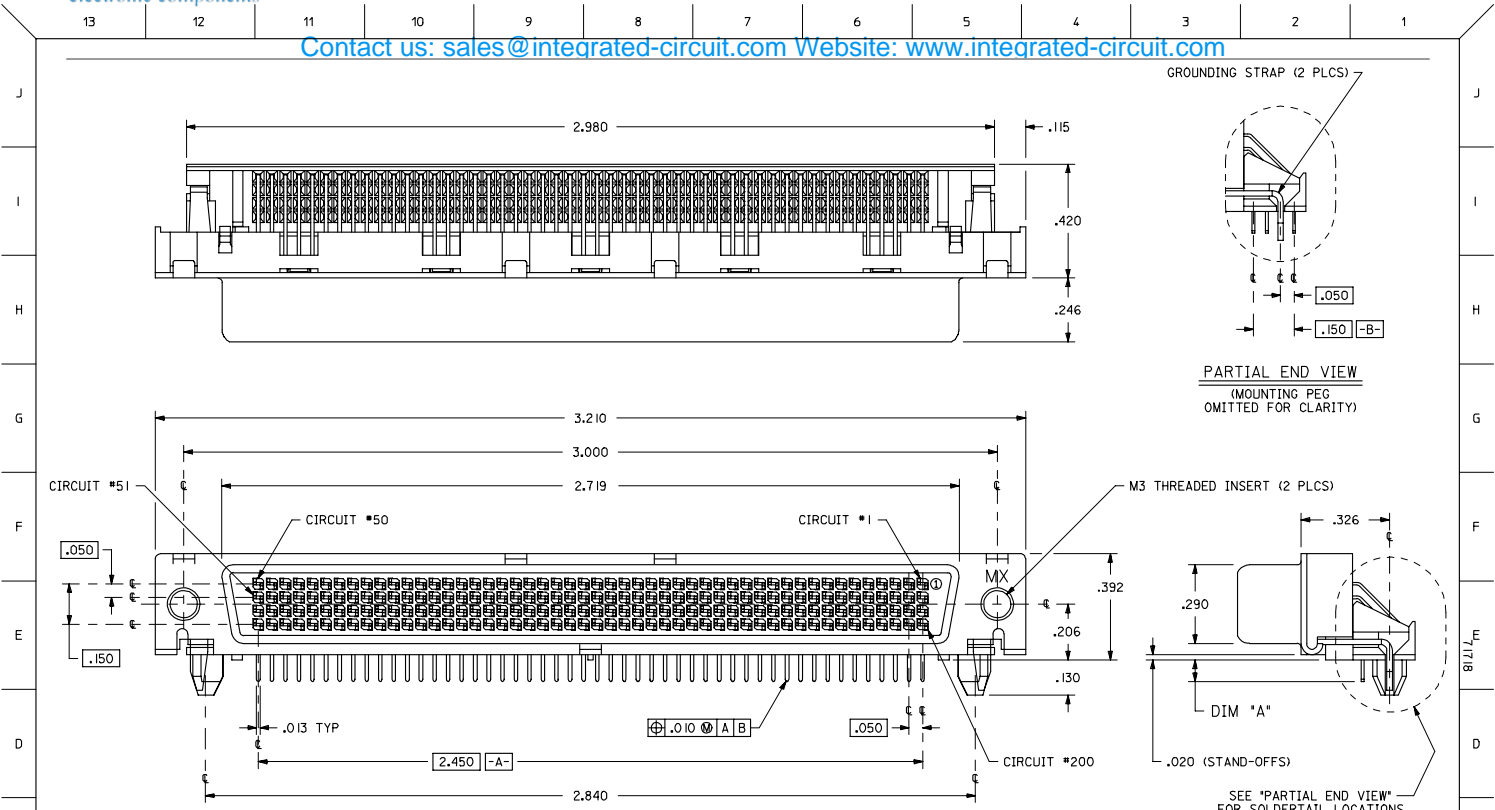
Stocking Distributor

Click to view price, real time Inventory, Delivery & Lifecycle Information:

[Molex Connector Corporation](#)  
[0717182000](#)

For any questions, you can email us directly:  
[sales@integrated-circuit.com](mailto:sales@integrated-circuit.com)

Contact us: sales@integrated-circuit.com Website: www.integrated-circuit.com



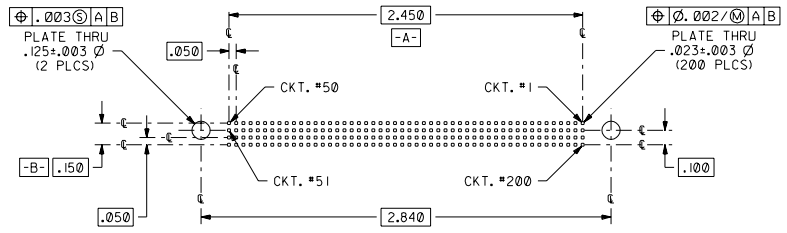
- NOTES:**
- MATERIALS:** HOUSING, TAIL ALIGNER, AND INSERT-MOLDED STICKS ARE GLASS FILLED LCP (LIQUID CRYSTAL POLYMER), UL-94 V-0, COLOR IS BLACK; THE FEMALE TERMINALS ARE BERYLLIUM COPPER, 0.010" THICK; AND THE OUTER SHELL IS LOW-CARBON STEEL, .020" THICK.
  - TERMINAL PLATING:** 30 MICROINCHES/(0.76 MICROMETER) MINIMUM OF GOLD IN SELECTIVE AREA; 100 MICRO-INCHES MINIMUM OF TIN IN SELECTIVE AREA; ALL OVER NICKEL UNDERPLATE OVERALL.
  - OUTER SHELL FINISH:** 150 MICROINCHES/(3.81 MICROMETER) MINIMUM OF BRIGHT TIN; OVER 50 MICROINCHES/(13.81 MICROMETER) OF NICKEL; OVER COPPER FLASH (OPTIONAL).
  - PARTS CONFORM TO MOLEX PRODUCT SPECIFICATION \*PS-71718-9999.
  - PACKAGING PER MOLEX SPECIFICATION \*PK-70873-0299.
  - SEE SHEET #2 FOR PART NUMBERS, RECOMMENDED BOARD LAYOUT AND PANEL CUT-OUT.
  - PART COMPLIES WITH CLASS B OF COSMETIC SPECIFICATION PS-45499-002

**NOTE FOR LEAD FREE CONVERSION:**  
THE PRIMARY SHIPPING CARTON WILL BE LABELED 'COMPLIANT TO ROHS DIRECTIVE 2002/95/EC AND ELV ANNEX II OF DIRECTIVE 2000/53/EC'. CARTONS WITHOUT THIS LABEL MAY CONTAIN PRODUCT WITH LEAD.

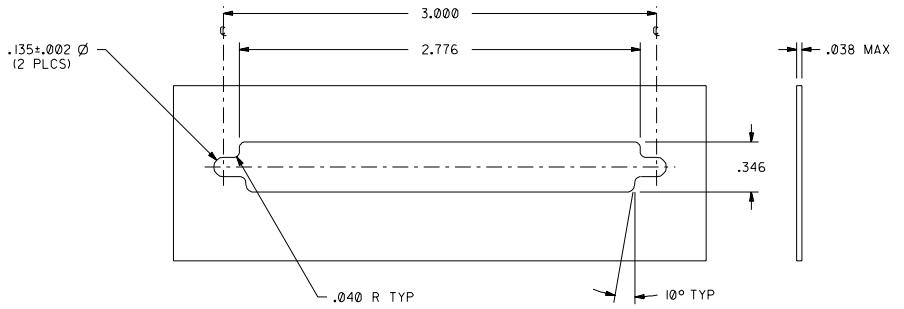
71718-2001	.120±.010	2	F1
71718-2000	.079±.010	1	H
ITEM NUMBER	DIM. A	SHT	REV

ADD NOTE 7 EIC NO: UCF2006-3051 2006/07/10 DRWING: BARBA CHK: DJUNGAN 2006/07/10 APPR: MILLER 2006/07/11 REV:	QUALITY SYMBOLS	GENERAL TOLERANCES (UNLESS SPECIFIED)	DIMENSION STYLE INCH ONLY	SCALE 4:1	DESIGN UNITS INCH	THIRD ANGLE PROJECTION
	▽=0	4 PLACES ± --- ± ---	DRAWN BY GLT	DATE 1995/05/15	.050 PITCH LFH 200 CKT RIGHT ANGLE I/O RECEPTACLE SALES ASSY MOLEX INCORPORATED	SHEET NO. 1 OF 2
	▽=0	3 PLACES ± --- ± .010	CHECKED BY	DATE 1995/05/15		
		2 PLACES ± --- ± ---	APPROVED BY	DATE 1995/05/15		
	1 PLACE ± --- ± ---	DWF	DATE 1995/05/15			
	ANGULAR ±1/2°	DRAFT WHERE APPLICABLE MUST REMAIN WITHIN DIMENSIONS	MATERIAL NO. SEE TABLE	DOCUMENT NO. SDA-71718-2***		

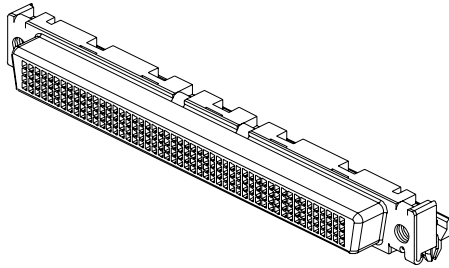
Contact us: sales@integrated-circuit.com Website: www.integrated-circuit.com



**RECOMMENDED P.C. BOARD LAYOUT**  
(COMPONENT SIDE SHOWN)



**RECOMMENDED PANEL CUT-OUT DIMENSIONS**  
(ALL TOLERANCES ±.003 UNLESS INDICATED OTHERWISE)



DIMENSIONS SHOWN $\frac{\text{---}}{\text{---}}$ INCH		UNLESS OTHERWISE SPECIFIED TOLERANCES ANGULAR ± 1/2°		REVISIONS		MFG. SH. REV.	
				FI SEE SHEET #1			
3 PLACE ± .010		---					
2 PLACE ± .---		---					
1 PLACE --- ± .---		---					
DRAWING DIMENSIONS APPLICABLE MUST REMAIN WITHIN DIMENSIONS							
DRWG. BY: GLT		CHKD. BY: GLT					
APP'D. BY: CWF		SCALE: 2:1					
		FILE NAME: S717182000		TITL: SEE CHART		DATE: 05/15/95	
		PART NO.: SDA-71718-2***		SHEET NO.: 2		M.O.C. NO.: SDA-71718-2	
		DESIGNER: CPP		DRAFTER: CPP		CHECKER: CPP	