

## Excellent Integrated System Limited

Stocking Distributor

Click to view price, real time Inventory, Delivery & Lifecycle Information:

[Dialight](#)  
[5640005807F](#)

For any questions, you can email us directly:  
[sales@integrated-circuit.com](mailto:sales@integrated-circuit.com)

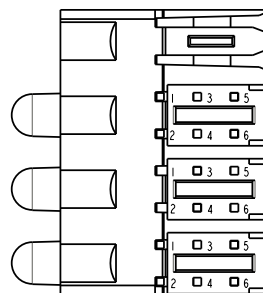
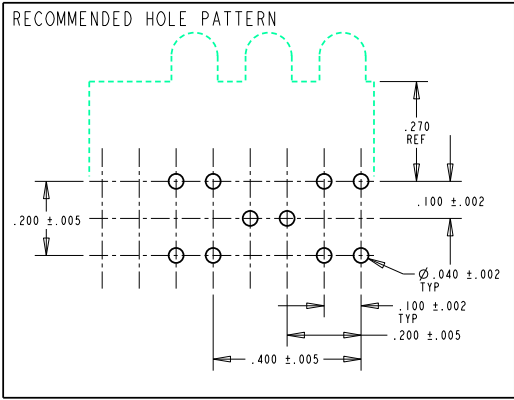
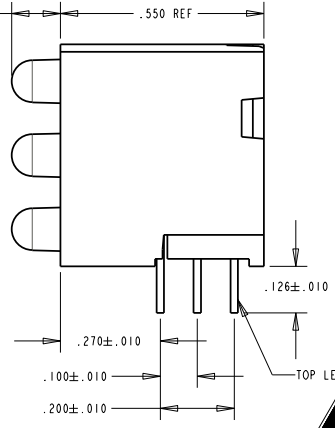
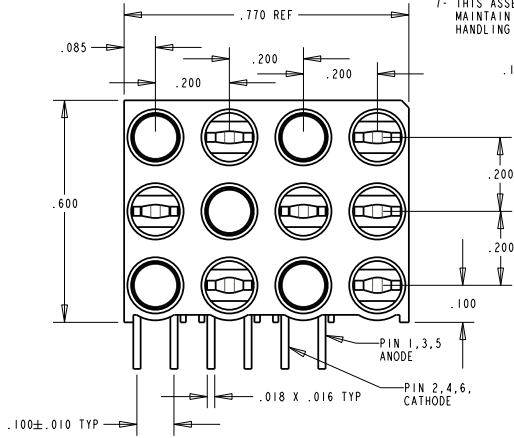
ROW 1	GREEN	BLANK	GREEN	BLANK
ROW 2	BLANK	ORANGE	BLANK	BLANK
ROW 3	GREEN	BLANK	GREEN	BLANK

- NOTES:
- LEADS TO FIT INTO HOLES SPACED AS PER HOLE PATTERN
  - LEADS TO BE FREE OF DEFORMATION AFTER BENDING AND CUTTING
  - LED LEAD DIMENSIONS SHOWN ARE MEASURED AT HOUSING EXIT
  - PIN NUMBERS FOR REFERENCE ONLY - DESIGNATION NON-EXISTENT ON PART
  - PACKAGING =  
BLOCKS PLACED IN CLEAR ANTISTATIC TRAY  
(50 BLOCKS/TRAY = 8 TRAYS/BOX = 400 BLOCKS/BOX)
  - DIALIGHT PART NUMBER = 564-0005-807F
  - THIS ASSEMBLY CONTAINS ELECTROSTATIC DISCHARGE SENSITIVE DEVICES (ESDS). MAINTAIN ALL PRECAUTIONARY MEASURES DURING ASSEMBLY, HANDLING AND STORAGE IN ACCORDANCE WITH IPC-A-610.

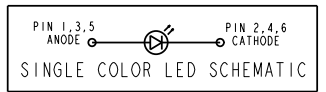
REV	ECN NO	REVISIONS	DRN	CKD	APP	DATE
A		NEW RELEASE	TWC			

ABSOLUTE MAXIMUM RATINGS AT 25°C AMBIENT			
CHARACTERISTIC	VALUE		UNITS
	GREEN	ORANGE	
POWER DISSIPATION	100	135	mW
DERATE LINEARLY FROM 50°C	0.4	0.5	mA/°C
AVERAGE FORWARD CURRENT	30	25	mA
PEAK FORWARD CURRENT	120	90	mA
REVERSE VOLTAGE	5		V
LEAD SOLDERING TEMPERATURE, 5 SEC., 1/16" FROM BASE	260		°C
OPERATING TEMPERATURE	-55 TO +100		°C
STORAGE TEMPERATURE	-55 TO +100		°C

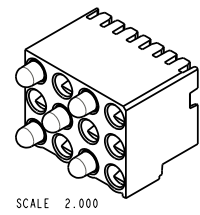
OPERATING CHARACTERISTICS AT 25°C AMBIENT						
LED CHARACTERISTICS	MIN. TYP. MAX.			UNITS	TEST CONDITIONS	
	ORANGE	GREEN	ORANGE			
LUMINOUS INTENSITY	ORANGE	3.4	7.0	10.8	mcd	I <sub>f</sub> = 10 mA
	GREEN	4.7	12.6			
FORWARD VOLTAGE	ORANGE	1.5	1.9	2.4	V	I <sub>f</sub> = 20 mA
	GREEN		2.1	2.8		
REVERSE CURRENT	ORANGE			100	mA	V <sub>r</sub> = 5 V
	GREEN			100		
PEAK WAVELENGTH	ORANGE		600		nm	I <sub>f</sub> = 10 mA
	GREEN		565			
VIEWING ANGLE	ORANGE		60		DEG.	2θ 1/2
	GREEN		60			
DOMINANT WAVELENGTH	ORANGE		602		nm	
	GREEN					



**ATTENTION:**  
OBSERVE PRECAUTIONS FOR  
HANDLING ELECTROSTATIC  
SENSITIVE DEVICES



**RoHS Compliant 564-0005-807F**  
Part Numbers with the "F" suffix ending are RoHS Compliant.  
Packaging is marked with "RoHS Compliant" label or equivalent markings.  
Parts can be wave soldered, dip soldered or hand soldered using typical lead-free soldering process with max 260°C temp. for 5 sec.



SCALE 2.000

THIS DRAWING AND THE CONTENTS HEREIN ARE CONFIDENTIAL AND THE SOLE PROPERTY OF DIALIGHT. REPRODUCTION OF THIS DRAWING OR CONSTRUCTION OF ANY PARTS WITHIN THIS DRAWING ARE FORBIDDEN WITHOUT THE WRITTEN CONSENT OF DIALIGHT.	
SCALE: 4.000	DRAWING NUMBER
TOLERANCES: UNLESS OTHERWISE SPECIFIED	C-17363
FRACTIONS: ±1/64	REV
DECIMALS (.XX): ±.01	A
DECIMALS (.XXX): ±.005	TITLE
ANGLES: ±1°	CBI BLOCK ARRAY (3X4) RoHS COMPLIANT
FSCM	MATERIAL
83330	Dialight
	1501 ROUTE 34 SOUTH FARMINGDALE, NJ 07727
	SHEET 1 OF 1 FAMILY TABLE: