

Excellent Integrated System Limited

Stocking Distributor

Click to view price, real time Inventory, Delivery & Lifecycle Information:

[Dialight](#)
[5640100819F](#)

For any questions, you can email us directly:
sales@integrated-circuit.com

OPERATING CHARACTERISTICS AT 25°C AMBIENT

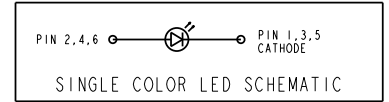
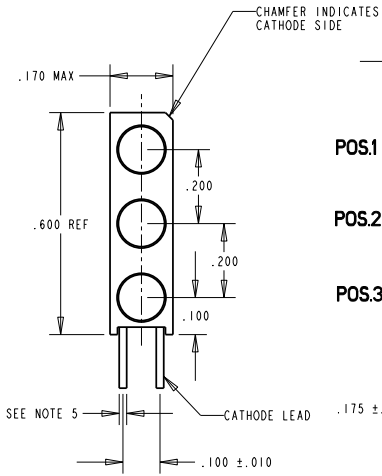
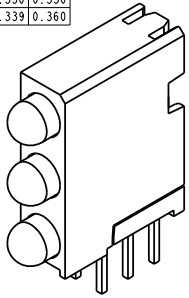
CHARACTERISTICS	LED COLOR	MIN	TYP	MAX	UNITS	TEST CONDITIONS
LUMINOUS INTENSITY	WHITE	520		1500	mcd	I _r = 20 mA
	YELLOW	7.4	10.0			
	GREEN	4.7	12.6			
FORWARD VOLTAGE	WHITE		3.6	4.0	V	I _r = 20 mA
	YELLOW		2.1	2.8		
	GREEN		2.1	2.8		
REVERSE CURRENT	WHITE	10			µA	V _a = 5 V
	YELLOW			100		
	GREEN			100		
PEAK WAVELENGTH	WHITE				nm	MEASURED AT PEAK
	YELLOW		585			
	GREEN		565			
VIEWING ANGLE	WHITE		45		Degree	
	YELLOW		60			
	GREEN		60			

REV	ECN NO	REVISIONS	DRN	CKD	APP	DATE
A		NEW RELEASE				

ABSOLUTE MAXIMUM RATING AT 25°C AMBIENT				
UNITS	WHITE	YELLOW	GREEN	
POWER DISSIPATION	mW	120	60	100
CONTINUOUS FORWARD CURRENT	mA	30	20	30
DERATING LINEAR FROM 50° C (WHITE FROM 55°C)	mA/°C	0.7	0.25	0.4
PEAK FORWARD CURRENT (1/10 DUTY CYCLE, 0.1 ms PULSE WIDTH)	mA	100	80	120
LEAD SOLDERING TEMPERATURE, 5 SEC., 1/16" FROM BODY	°C	260		
OPERATING TEMPERATURE	°C	-40 TO 80	-55 TO 100	
STORAGE TEMPERATURE	°C	-40 TO 100	-55 TO 100	

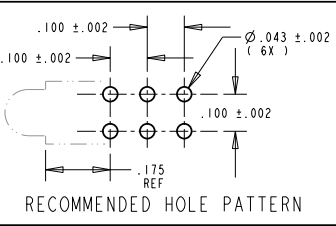
PART NUMBER and LEGEND	LED COLOR		
	POSITION 1	POSITION 2	POSITION 3
*564-0100-819	WHITE DIFFUSED	GREEN DIFFUSED	GREEN DIFFUSED
*564-0100-820	WHITE DIFFUSED	YELLOW DIFFUSED	GREEN DIFFUSED

BIN	LIMITS (CHROMATICITY COORDINATES)				
1	X	0.330	0.330	0.356	0.361
	Y	0.360	0.318	0.351	0.385
2	X	0.287	0.296	0.330	0.330
	Y	0.295	0.276	0.318	0.339
3	X	0.264	0.280	0.296	0.283
	Y	0.267	0.248	0.276	0.305
4	X	0.283	0.287	0.330	0.330
	Y	0.305	0.295	0.339	0.360



- NOTES:
- LEADS TO FIT INTO HOLES SPACED AS PER HOLE PATTERN
 - WHEN A ZERO APPEARS IN THE LAST 3 DIGITS OF THE PART NUMBER THIS MEANS NO LAMP REQUIRED IN THAT POSITION
 - LED LEAD DIMENSIONS SHOWN ARE MEASURED AT HOUSING EXIT.
 - PIN NUMBERS FOR REFERENCE ONLY. DESIGNATION NON-EXISTENT ON PARTS.
 - GRN, YEL .018 X .016; WHITE .018 SO.
 - DIALIGHT PART NO. 564-0100-819 & 564-0100-820.

* ATTENTION: OBSERVE PRECAUTIONS FOR HANDLING ELECTROSTATIC SENSITIVE DEVICES.



ATTENTION:
 OBSERVE PRECAUTIONS FOR HANDLING ELECTROSTATIC SENSITIVE DEVICES

THIS DRAWING AND THE CONTENTS HEREIN ARE CONFIDENTIAL AND THE SOLE PROPERTY OF DIALIGHT. REPRODUCTION OF THIS DRAWING OR CONSTRUCTION OF ANY PARTS WITHIN THIS DRAWING ARE FORBIDDEN WITHOUT THE WRITTEN CONSENT OF DIALIGHT.	
SCALE: DRAWING SCALE: ALL DIMS IN: INCHES (MM)	DRAWING NUMBER: C-17217
TOLERANCES: UNLESS OTHERWISE SPECIFIED: FRACTIONS: ±1/64; DECIMALS (.XX): ±.01; DECIMALS (.XXX): ±.005; ANGLES: ±1°	REV: A
TITLE: STANDARD 3X1 CBI BLOCK	
MATERIAL:	
FINISH:	
FSCM: 83330	SHEET 1 OF 1 FAMILY TABLE:

