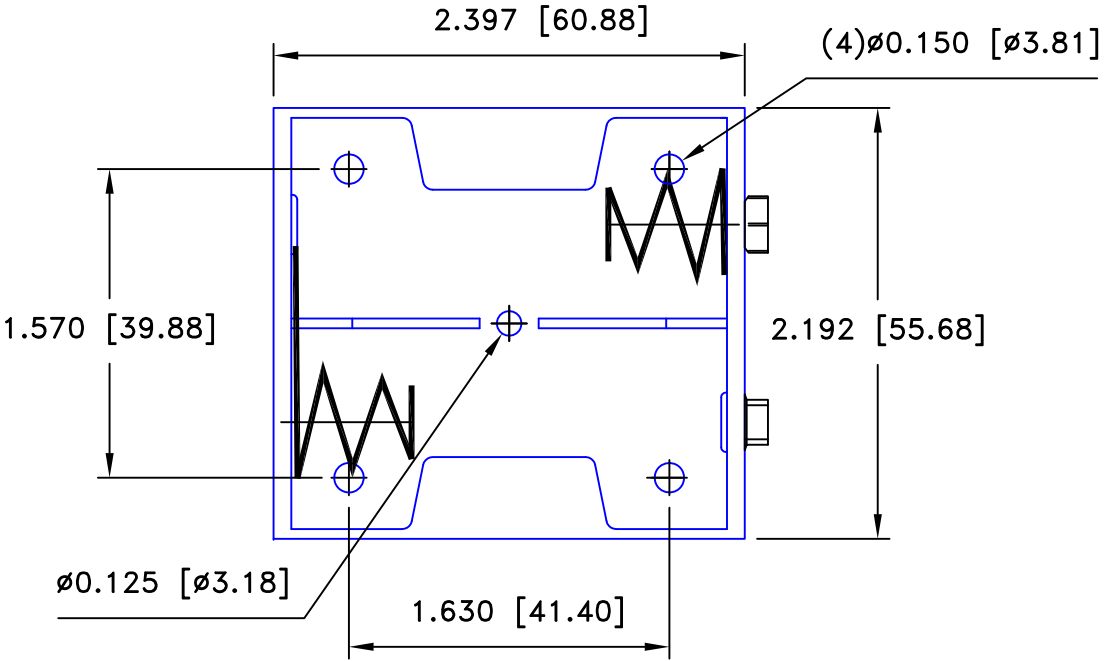
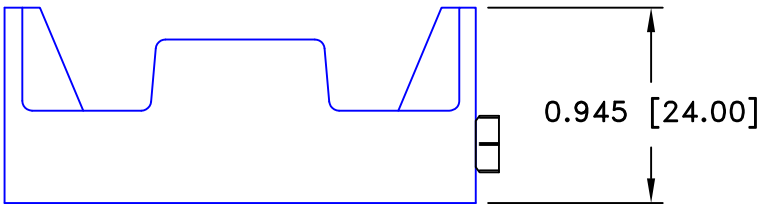


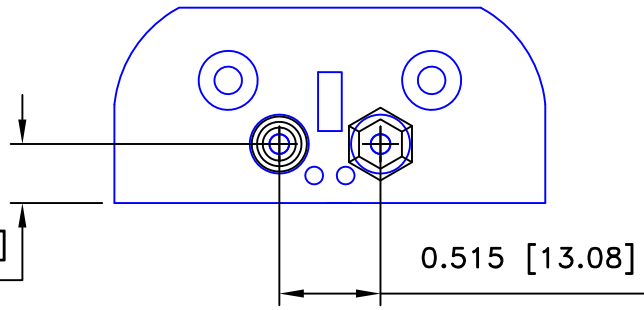
Date	SYM	REVISION RECORD	AUTH	DR.	CK.
11/07/03	A	.945 WAS .994	T.B.	B.S.	
03/08/13	B	UPDATED TO ROHS 2 COMPLIANT	T.B.	B.S.	
08/01/14	C	UPDATED TITLE	T.B.	B.S.	



MOUNTING INSTRUCTION:  
 USE 2-56 MACHINE SCREWS OR EYELETS 0.089" OD BY 0.15" FLANGE STIMPSON GS-3 SERIES OR EQUIVALENT. ALSO ADHESIVES AND DOUBLE SIDED TAPES WORK WELL.



Wire Leads shown




0.300 [7.62]

**SPECIFICATIONS**

Plastic material - Polypropylene  
 Flammability Rating -UL94-HB, UL File NO. E216959  
 Temperature Range: -10°C to +100°C  
 Springs - Nickel Plated Spring Steel  
 Wire - 26 AWG, UL1007, CSA  
 Rivets - Brass, Nickel Plated  
 9Volt Snaps - Brass, Nickel Plated  
 CONTACT RESISTANCE: UNDER 50mΩ FOR +/- CONTACTS PER EIA-540J000

ROHS 2 COMPLIANT

Tolerance (Except as noted)	 <b>Memory Protection Devices, Inc</b> 200 Broad Hollow Road, Farmingdale, New York 11735	Scale 1=1	Drawn By T.S.
			Approved By T.B.
decimal ±.5 (.020)	Title TWO "C" CELL HOLDER WITH SNAP FASTNER		
Fractional ± .8 (.030)		Date 08/01/14	Drawing Number BH2CSF
Angular ± 3°			