

## Excellent Integrated System Limited

Stocking Distributor

Click to view price, real time Inventory, Delivery & Lifecycle Information:

[Micro Commercial Components \(MCC\)](#)  
[MJD122-TP](#)

For any questions, you can email us directly:

[sales@integrated-circuit.com](mailto:sales@integrated-circuit.com)



Micro Commercial Components

Micro Commercial Components  
20736 Marilla Street Chatsworth  
CA 91311

Phone: (818) 701-4933

Fax: (818) 701-4939

## Features

- Lead Free Finish/RoHS Compliant ("P" Suffix designates RoHS Compliant. See ordering information)
- Case Material:Molded Plastic. UL Flammability Classification Rating 94V-0 and MSL Rating 1
- High DC Current Gain
- Electrically similar to popular TIP 122
- Built-in a damper diode at E-C
- Maximum Thermal Resistance: 83.3°C/W Junction to Ambient

## Maximum Ratings @ 25°C Unless Otherwise Specified

Symbol	Rating	Rating	Unit
V <sub>CEO</sub>	Collector-Emitter Voltage	100	V
V <sub>CBO</sub>	Collector-Base Voltage	100	V
V <sub>EBO</sub>	Emitter-Base Voltage	5	V
I <sub>C</sub>	Collector Current-Continuous	8	A
P <sub>C</sub>	Collector Dissipation	1.5	W
T <sub>J</sub>	Operating Junction Temperature	150	°C
T <sub>STG</sub>	Storage Temperature	-55 to +150	°C

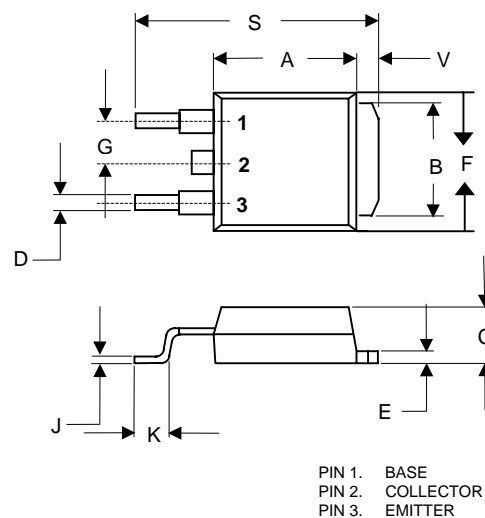
## Electrical Characteristics @ 25°C Unless Otherwise Specified

Symbol	Parameter	Min	Typ	Max	Units
V <sub>(BR)CEO</sub>	Collector-Emitter Breakdown Voltage (I <sub>C</sub> =30mA, I <sub>B</sub> =0)	100	---	---	Vdc
V <sub>(BR)CBO</sub>	Collector-Base Breakdown Voltage (I <sub>C</sub> =1mA, I <sub>E</sub> =0)	100	---	---	Vdc
V <sub>(BR)EBO</sub>	Collector-Emitter Breakdown Voltage (I <sub>E</sub> =3mA, I <sub>C</sub> =0)	5	---	---	Vdc
I <sub>CBO</sub>	Collector Cutoff Current (V <sub>CB</sub> =100Vdc, I <sub>E</sub> =0)	---	---	10	nAdc
I <sub>CEO</sub>	Collector emitter cutoff Current (V <sub>CE</sub> =50Vdc, I <sub>E</sub> =0)	---	---	10	nAdc
I <sub>EBO</sub>	Emitter Cutoff Current (V <sub>EB</sub> =5Vdc, I <sub>C</sub> =0)	---	---	2	nAdc
h <sub>FE</sub>	DC Current Gain (I <sub>C</sub> =4Adc, V <sub>CE</sub> =-4Vdc) (I <sub>C</sub> =-8Adc, V <sub>CE</sub> =-4Vdc)	1000 100	---	12000	
V <sub>CE(sat)</sub>	Collector-Emitter Saturation Voltage (I <sub>C</sub> =4Adc, I <sub>B</sub> =16mA) (I <sub>C</sub> =8Adc, I <sub>B</sub> =80mA)	---	---	2 4	Vdc
V <sub>BE(sat)</sub>	Base-Emitter Saturation Voltage (I <sub>C</sub> =8Adc, I <sub>B</sub> =80mA)	---	---	4.5	Vdc
V <sub>BE</sub>	Base-Emitter Saturation Voltage (I <sub>C</sub> =4Adc, V <sub>CE</sub> =4Vdc)	---	---	2.8	Vdc
C <sub>ob</sub>	Output Capacitance (V <sub>CB</sub> =10Vdc, f=0.1MHz, I <sub>E</sub> =0)	---	---	200	pF

# MJD122

## Silicon NPN epitaxial planer Transistors

### DPAK



#### DIMENSIONS

DIM	INCHES		MM		NOTE
	MIN	MAX	MIN	MAX	
A	0.235	0.245	5.97	6.22	
B	0.205	0.215	5.21	5.46	
C	0.086	0.094	2.19	2.38	
D	0.025	0.035	0.64	0.89	
E	0.035	0.045	0.99	1.14	
F	0.250	0.265	6.35	6.73	
G	0.090		2.28		
J	0.018	0.023	0.48	0.58	
K	0.020	---	0.51	---	
S	0.370	0.410	9.40	10.42	
V	0.035	0.050	0.88	1.27	

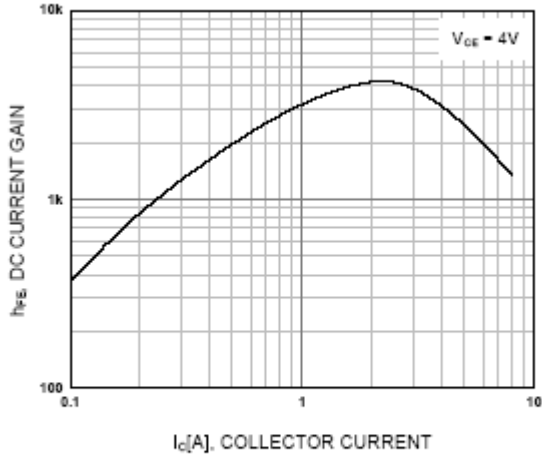


Figure 1. DC current Gain

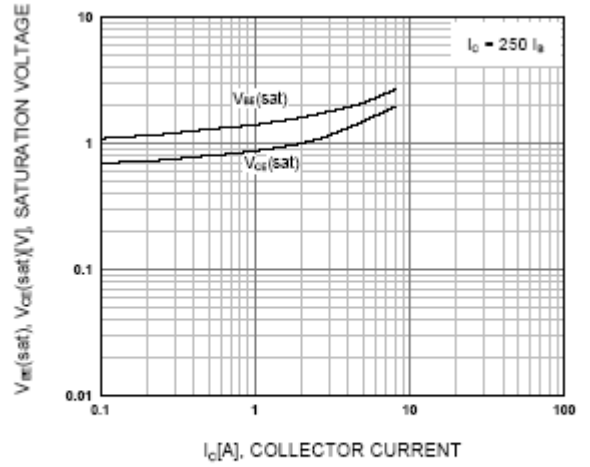


Figure 2. Base-Emitter Saturation Voltage  
Collector-Emitter Saturation Voltage

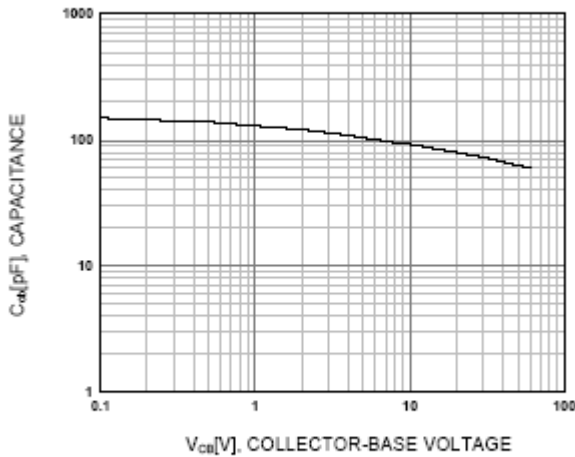


Figure 3. Collector Output Capacitance

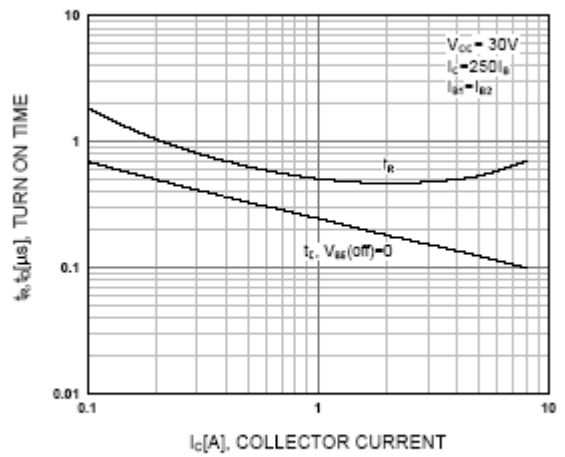


Figure 4. Turn On Time

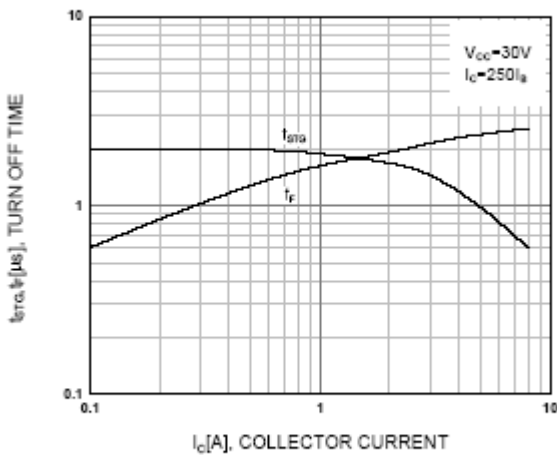


Figure 5. Turn Off Time

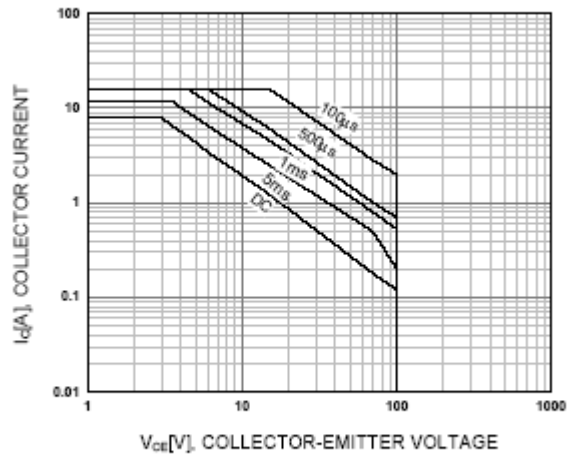


Figure 6. Safe Operating Area



Micro Commercial Components

## Ordering Information

Device	Packing
(Part Number)-TP	Tape&Reel;2.5Kpcs/Reel

### \*\*\*IMPORTANT NOTICE\*\*\*

*Micro Commercial Components Corp* .reserves the right to make changes without further notice to any product herein to make corrections, modifications , enhancements , improvements , or other changes .  
*Micro Commercial Components Corp* . does not assume any liability arising out of the application or use of any product described herein; neither does it convey any license under its patent rights ,nor the rights of others . The user of products in such applications shall assume all risks of such use and will agree to hold *Micro Commercial Components Corp* . and all the companies whose products are represented on our website, harmless against all damages.

### \*\*\*LIFE SUPPORT\*\*\*

MCC's products are not authorized for use as critical components in life support devices or systems without the expresse written approval of Micro Commercial Components Corporation.