

Excellent Integrated System Limited

Stocking Distributor

Click to view price, real time Inventory, Delivery & Lifecycle Information:

[Phoenix Contact](#)
[1694295](#)

For any questions, you can email us directly:

sales@integrated-circuit.com



Extract from the online catalog


SACC-M12FS-4CON-PG 7-SH

Order No.: 1694295



<http://eshop.phoenixcontact.de/phoenix/treeViewClick.do?UID=1694295>

Sensor/actuator connector, female, straight, 4-pos., M12, shielded, A-coded, screw connection, metal knurl, cable screw connection Pg7

Commercial data	
GTIN (EAN)	 4 017918 181291
sales group	D124
Pack	1 pcs.
Customs tariff	85366990
Catalog page information	Page 51 (PC-2009)

Product notes

WEEE/RoHS-compliant since:
03/24/2006



<http://www.download.phoenixcontact.com>
 Please note that the data given here has been taken from the online catalog. For comprehensive information and data, please refer to the user documentation. The General Terms and Conditions of Use apply to Internet downloads.

Technical data	
General data	
Rated current at 40°C	4 A
Rated voltage	60 V
Number of positions	4
Volume resistance	≤ 3 mΩ
Insulation resistance	≥ 100 MΩ

SACC-M12FS-4CON-PG 7-SH Order No.: 1694295

<http://eshop.phoenixcontact.de/phoenix/treeViewClick.do?UID=1694295>

Ambient temperature (operation)	-40 °C ... 85 °C (Male connector / female connector)
General characteristics	
Standards/regulations	M12 connector IEC 61076-2-101
Coding	A - standard
Surge voltage category	II
Pollution degree	3
Degree of protection	IP67
Contact material	CuZn
Contact surface material	Au
Contact carrier material	PA 66
Material of grip body	Zinc die-cast, nickel-plated
Material, knurls	Nickel-plated brass
Sealing material	NBR
Type of connection	Screw connection
Conductor cross section stranded min.	0.25 mm ²
Conductor cross section stranded max.	0.75 mm ²
Conductor cross section AWG/kcmil min.	24
Conductor cross section AWG/kcmil max	18
External cable diameter	4 mm ... 6 mm
Status display	No

Certificates / Approvals



Certification

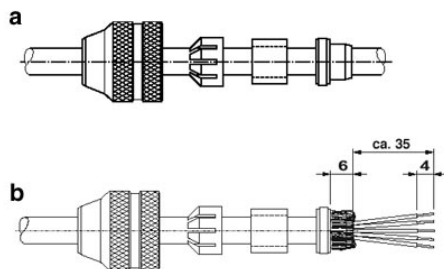
GOST

SACC-M12FS-4CON-PG 7-SH Order No.: 1694295

<http://eshop.phoenixcontact.de/phoenix/treeViewClick.do?UID=1694295>

Diagrams/Drawings

Functional drawing

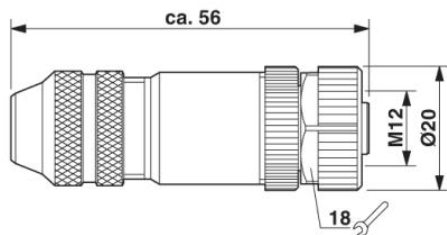


Assembly steps for M12 male/female connector and conductor

a = Slide on parts

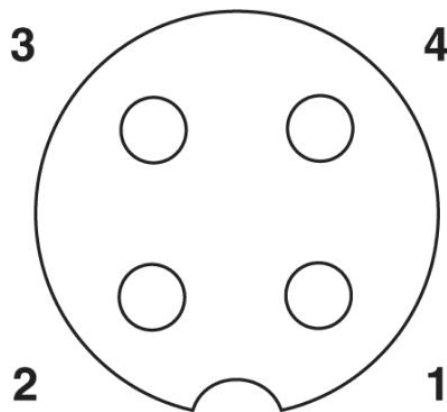
b= Strip conductor, widen shield and lay around the shielding ring, cut off projecting mesh. Slide cores through the housing. Mount shielding ring, gasket and clamping cage. Tighten pressure screw to fix the cable. Screw down cores. Mount male/female part. Tighten pressure screw.

Dimensioned drawing



M12 x 1 female connector, straight, shielded

Schematic diagram



Pin assignment M12 socket, 4-pos., A-coded, view female side

SACC-M12FS-4CON-PG 7-SH Order No.: 1694295
<http://eshop.phoenixcontact.de/phoenix/treeViewClick.do?UID=1694295>

Address

PHOENIX CONTACT Inc., USA
586 Fulling Mill Road
Middletown, PA 17057, USA
Phone (800) 888-7388
Fax (717) 944-1625
<http://www.phoenixcon.com>



© 2010 Phoenix Contact
Technical modifications reserved;