

Excellent Integrated System Limited

Stocking Distributor

Click to view price, real time Inventory, Delivery & Lifecycle Information:

[Phoenix Contact](#)
[1771752](#)


For any questions, you can email us directly:
sales@integrated-circuit.com



Extract from the online catalog


HC-B 24-ESTC

Order No.: 1771752



<http://eshop.phoenixcontact.de/phoenix/treeViewClick.do?UID=1771752>

HEAVYCON male insert, B24 series, 24-pos., crimp connection

Commercial data	
GTIN (EAN)	 4 017918 036478
sales group	D000
Pack	10 pcs.
Customs tariff	85366990
Catalog page information	Page 347 (PC-2007)

Product notes

WEEE/RoHS-compliant since:
03/01/2006



<http://www.download.phoenixcontact.com>
 Please note that the data given here has been taken from the online catalog. For comprehensive information and data, please refer to the user documentation. The General Terms and Conditions of Use apply to Internet downloads.

Technical data

General data	
Note	For HC-B24 housing, crimp contacts CK 2,5-ED (crimp contacts not included in scope of supply)
Connection method	Crimp connection
Ambient temperature (operation)	-40 °C ... 125 °C (including heating up of contacts)
Pollution degree	3

HC-B 24-ESTC Order No.: 1771752

<http://eshop.phoenixcontact.de/phoenix/treeViewClick.do?UID=1771752>

Surge voltage category	III
Constructional and testing regulations	DIN VDE 0627/86
	DIN VDE 0110/02.79
	DIN VDE 0110-1/04.97
	IEC 60664-1, DIN IEC 60512
	IEC 60352
Number of positions	24
Insertion/withdrawal cycles	≥ 500
Design	B24
Connection in acc. with standard	IEC / EN
Conductor cross-section	0.5 mm ² ... 4 mm ²
Connection cross-section AWG	20 ... 12
Stripping length of the individual wire	7.5 mm
Connection	For housings of type B16/B32. Connectors may only be actuated when there is no load/voltage.

Material data

Inflammability class acc. to UL 94	V0
Contact material	Copper alloy
Contact surface material	Ag (alternatively Au)
Contact carrier material	PA

Electrical characteristics

Rated voltage (III/3)	500 V
Rated surge voltage	6 kV
Rated current	16 A

Certificates / Approvals



Certification

CSA, GOST, UL

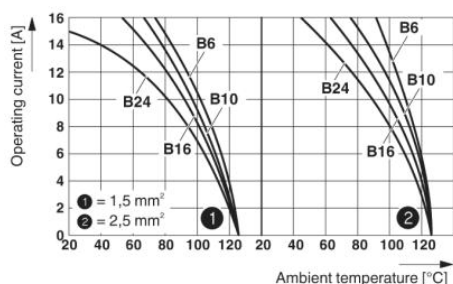
HC-B 24-ESTC Order No.: 1771752
<http://eshop.phoenixcontact.de/phoenix/treeViewClick.do?UID=1771752>

Accessories

Item	Designation	Description
General		
1584693	CK2,5-ED-BB	Dummy socket for contact carrier with turned CK 1,6-ED.. female contacts
1644326	HC-B-3PE	PE multiplier, for three PE connections, for HC-B (besides HC-B..E..ZZ) / HC-BB / HC-DD / HC-D40 / HC-D64 contact inserts
1604997	HC-B-PES	PE screw, for contact inserts HC-B / HC-BB / HC-DD / HC-D40 / HC-D64
1685327	HC-B-ZG	Strain relief clamps contact inserts of series: B-, BB-, D 40, D 64, DD and HV, straight cable exit
1685330	HC-B-ZS	Strain relief clamps contact inserts of series: B-, BB-, D 40, D 64, DD and HV, lateral cable exit
1772722	HC-CB	Coding pin, prevents mismatching of up to six plug connectors with an identical number of positions
1676860	HC-CBU	Keying socket for coding up to 16 plug connectors
1676857	HC-CST	Keying peg for coding up to 16 plug connectors
1687985	HC-SMR-B24	HEAVYCON connector assembly frame, for contact inserts of type B24

Diagrams/Drawings

Diagram

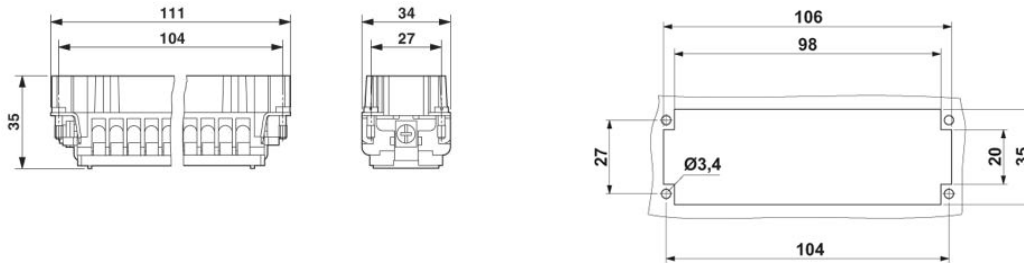


Derating diagram

HC-B 24-ESTC Order No.: 1771752

<http://eshop.phoenixcontact.de/phoenix/treeViewClick.do?UID=1771752>

Dimensioned drawing




Mounting cut-out

HC-B 24-ESTC Order No.: 1771752
<http://eshop.phoenixcontact.de/phoenix/treeViewClick.do?UID=1771752>

Schematic diagram

Connector pin assignment, connection side



HC-B 24-ESTC Order No.: 1771752
<http://eshop.phoenixcontact.de/phoenix/treeViewClick.do?UID=1771752>

Address

PHOENIX CONTACT Deutschland GmbH
Flachsmarktstr. 8
32825 Blomberg, Germany
Phone +49 5235 3 12000
Fax +49 5235 3 41200
<http://www.phoenixcontact.de>



© 2010 Phoenix Contact
Technical modifications reserved;