

## Excellent Integrated System Limited

Stocking Distributor

Click to view price, real time Inventory, Delivery & Lifecycle Information:

[Phoenix Contact](#)  
[1636884](#)

For any questions, you can email us directly:  
[sales@integrated-circuit.com](mailto:sales@integrated-circuit.com)



Extract from the online catalog

## HC-M-HS 200/70-MOD-ST

Order No.: 1636884



<http://eshop.phoenixcontact.de/phoenix/treeViewClick.do?UID=1636884>

HEAVYCON contact insert module, connector, 1-pos., for axial screw connection, 200 A, 40-70 mm<sup>2</sup>

Commercial data	
GTIN (EAN)	 4 046356 095259
sales group	D042
Pack	1 pcs.
Customs tariff	85366990
Catalog page information	Page 451 (PC-2009)

### Product notes

WEEE/RoHS-compliant since:  
10/31/2006



<http://www.download.phoenixcontact.com>  
Please note that the data given here has been taken from the online catalog. For comprehensive information and data, please refer to the user documentation. The General Terms and Conditions of Use apply to Internet downloads.

## Technical data

Electrical characteristics	
Note	Required for housing HC-B6 to B48, (housing height min. 72 mm), housing HC-ADVANCE-B6 to B24, hinged retaining frame HC-M-MHR..., axial connection for 5 mm Allen wrench
Rated voltage (III/3)	1000 V
Rated current	200 A

HC-M-HS 200/70-MOD-ST Order No.: 1636884

<http://eshop.phoenixcontact.de/phoenix/treeViewClick.do?UID=1636884>

Rated surge voltage	8 kV
Ambient temperature (operation)	-40 °C ... 125 °C
Number of positions	1

**Mechanical characteristics**

Conductor cross-section	40 mm <sup>2</sup> ... 70 mm <sup>2</sup>
Connection cross-section AWG	1 ... 2/00
Stripping length of the individual wire	16 mm
Tightening torque	9 Nm (40 - 50 mm <sup>2</sup> ) 10 Nm (70 mm <sup>2</sup> )
Wire diameter including insulation	16 mm
Hexagonal socket	WAF 5
Insertion/withdrawal cycles	≥ 500

**General characteristics**

Number of module slots	2
Connection method	Axial screw connection
Inflammability class acc. to UL 94	V0
Pollution degree	3
Surge voltage category	III
Assembly instructions	- Use only flexible conductors,- Connection of wires with 5 mm an Allen wrench,- Housing height h ≥ 72 mm,- Connectors may only be operated without load/voltage.
Connection	<p><b>Note regarding axial connection technology:</b> Only for stranded wires. The specified conductor cross sections refer to the geometric cross section of the cable used. Use of cables with a geometric cross section very different from the cable's nominal cross section should be checked before use. The wiring space of the axial screw method is designed for fine strand cables according to VDE 0295 Class 5. Deviating cable structures (e.g., Class 6 cables) should be checked before use.</p> <p><b>Connection</b> Before starting to connect, ensure that the tapered screw is turned back all the way (chamber is open). The cables must not be twisted. The wires should be inserted as far as they will go in the contact chamber (until the insulation touches the contact). Hold wires in position and use socket wrench to tighten. The used wire end should be cut off before connecting again. The connection screw may only be retightened once to prevent the litz wires from breaking. To prevent damage to the contact, the wire/cable should be mechanically intercepted at an appropriate distance from the connection point (e.g., by using a plate cutout). DIN VDE 0100-520:2003-06 contains information on how to do this correctly. The module cannot be used simultaneously with the HC-B...TMB-SD-IP65 and HC-B...TMS-SD-IP65 protective covers.</p>

HC-M-HS 200/70-MOD-ST Order No.: 1636884

<http://eshop.phoenixcontact.de/phoenix/treeViewClick.do?UID=1636884>

**Material data**

Contact material	Copper alloy
Contact surface material	Ag
Contact carrier material	PC

**Certificates / Approvals**

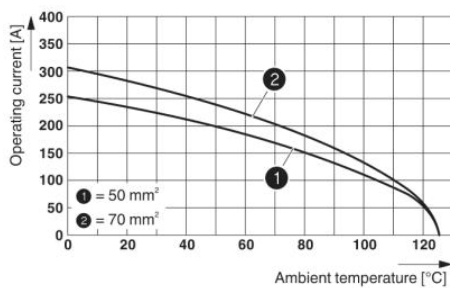


Certification

UL

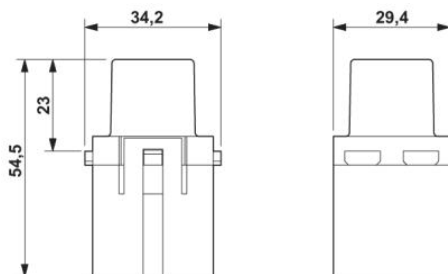
**Diagrams/Drawings**

Diagram



Derating diagram (3 modules in HC-B 24 housing)

Dimensioned drawing



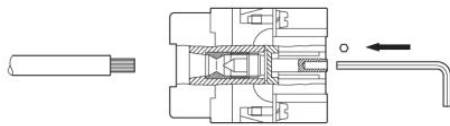
Male insert

HC-M-HS 200/70-MOD-ST Order No.: 1636884

<http://eshop.phoenixcontact.de/phoenix/treeViewClick.do?UID=1636884>

---

Schematic diagram



Axial screw connection

HC-M-HS 200/70-MOD-ST Order No.: 1636884

<http://eshop.phoenixcontact.de/phoenix/treeViewClick.do?UID=1636884>

---

#### Address

PHOENIX CONTACT Deutschland GmbH  
Flachsmarktstr. 8  
32825 Blomberg, Germany  
Phone +49 5235 3 12000  
Fax +49 5235 3 41200  
<http://www.phoenixcontact.de>



© 2010 Phoenix Contact  
Technical modifications reserved;