

Excellent Integrated System Limited

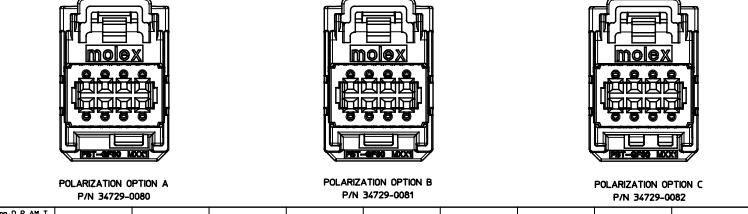
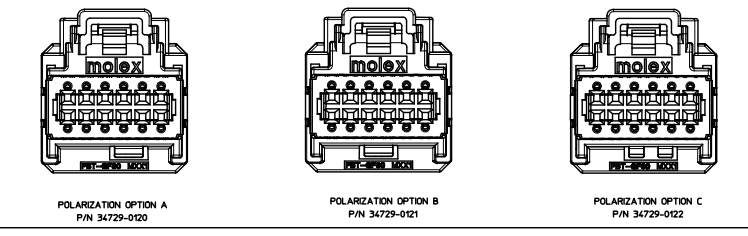
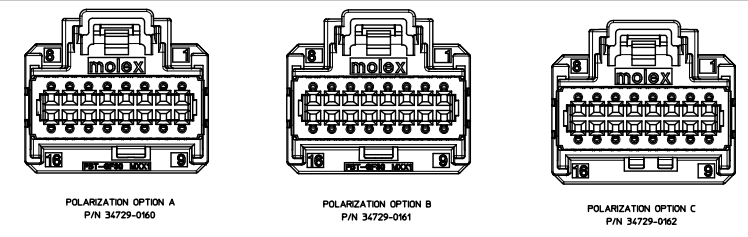
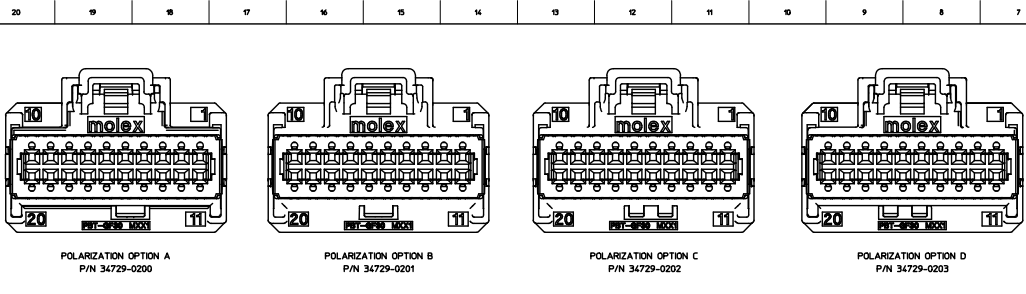
Stocking Distributor

Click to view price, real time Inventory, Delivery & Lifecycle Information:

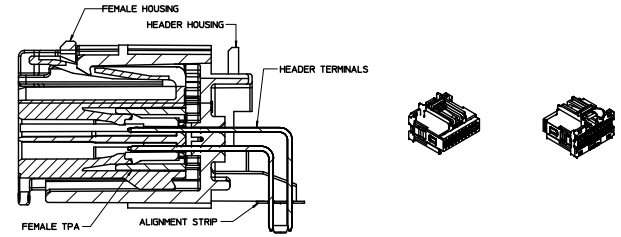
[Molex Connector Corporation](#)
[0347290203](#)

For any questions, you can email us directly:

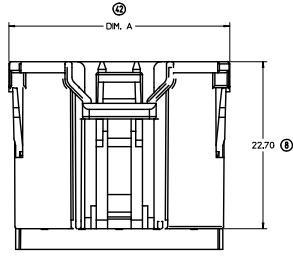
sales@integrated-circuit.com



- NOTES: VALID UNLESS OTHERWISE SPECIFIED
- GENERAL:
 - APPLICATION SPECIFICATION SEE: AS-34729-020
 - PRODUCT SPECIFICATION SEE: PS-34729-020
 - PACKAGING SPECIFICATION PER MOLEX DRAWING PK-31901-201
 - PARTS MUST BE IN COMPLIANCE TO MOLEX CHEMICAL SUBSTANCES FOR PRODUCTS AND PACKAGING SPECIFICATION ES-40000-5015
 - DATA MUST BE SUBMITTED UNDER THE MOLEX PART NUMBER TO IMDS (COMPANY DE13295)
 - DESIGN - MATERIALS:
 - CONNECTOR HOUSING - PBT-GF30
 - TPA - PBT-GF30
 - DESIGN - GEOMETRY:
 - THIS IS A 100% CAD GENERATED PART. THE CAD MATHEMATICAL DATA IS THE MASTER FOR THIS PART. FOR DIMENSIONAL OR ANY INFORMATION NOT SHOWN ON THIS DRAWING, ANALYZE THE CAD MODEL.
 - GEOMETRIC DIMENSIONS AND TOLERANCES PER ASME Y14.5M - 1994
 - EDGES AND UNDIMENSIONED DETAILS PER ISO1975
 - CORNERS SHOWN AS SHARP TO BE R 0.2 MAX.
 - LETTERING SHALL BE 0.15 MAX RAISED IN 0.25 MAX RECESS PAD. THIS INCLUDES RECYCLING CODE, CAVITY ID, VENDOR IDENTIFICATION, AND CUSTOMER MATERIAL NUMBER.
 - VISUAL DEFECTS SHALL MEET COSMETIC STANDARD PS-45499-002 (CLASS C)

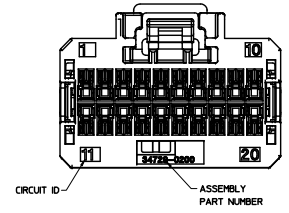
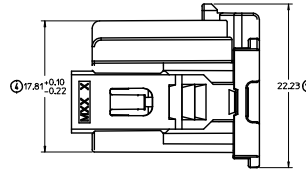
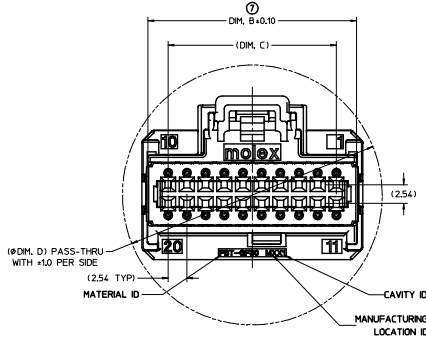
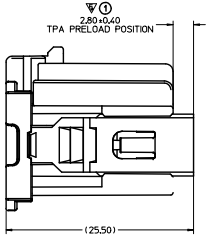


INITIAL RELEASE EEC NO. UAZ005-8554 DRAWN: JF SCHROTT 2015/06/09 CHCK: [blank] APPROVED: [blank] 2015/06/12 REV: [blank]	QUALITY SYMBOLS	GENERAL TOLERANCES (UNLESS SPECIFIED)	DRWING STYLE	SCALE	DESIGN UNITS	THIRD ANGLE PROJECTION
	4 PLACES ∇ 0 3 PLACES ∇ 0 2 PLACES ∇ 0.13 1 PLACE ∇ 0.25 ANGULAR \pm 3°	mm INCH +--- +--- +--- +--- +--- +--- +--- +--- +--- +---	MM ONLY DRAWN BY DATE MOJICK 11/21/2008 CHECKED BY DATE CDILLON APPROVED BY DATE SMARCEAU 2010/08/02	4:1	METRIC	THIRD ANGLE PROJECTION 8 - 20 CKT STAC64 (UNSEALED) RECEPTACLE ASSEMBLY
	DRAFT WHERE APPLICABLE MUST REMAIN WITHIN DIMENSIONS	SEE CHART	PATENT NO.	DOCUMENT NO.	MOLEX INCORPORATED	SHEET NO.
						1 OF 2



APPLICABLE COMPONENTS			APPLICABLE WIRE SIZE	
DESCRIPTION	TYPE	SUPPLIER COMPONENTS PART NO.	WIRE GAGE	MAXIMUM INSULATION DIAMETER
MOLEX CTX64 TERMINAL	Sn	34803-3212	20 AWG	1.90mm
	Sn	34803-3211	22 AWG	1.65mm

DESCRIPTION	MOLEX ASSEMBLY PART NO.'S	COLOR	DIM. A (mm)	DIM. B (mm)	DIM. C (mm)	DIM. D (mm)	MATING COMPONENT		
							VERTICAL HEADER	RIGHT ANGLE MYLAR HEADER	RIGHT ANGLE PAP HEADER
20 CKT STAC64 RCPT ASSEMBLY - POL A	34729-0200	BLACK	30.00	28.35	22.86	34.35	34690-0200	34691-0200	34691-6200
20 CKT STAC64 RCPT ASSEMBLY - POL B	34729-0201	GRAY					34690-0201	34691-0201	34691-6201
20 CKT STAC64 RCPT ASSEMBLY - POL C	34729-0202	BROWN					34690-0202	34691-0202	34691-6202
20 CKT STAC64 RCPT ASSEMBLY - POL D	34729-0203	GREEN					34690-0203	34691-0203	34691-6203
16 CKT STAC64 RCPT ASSEMBLY - POL A	34729-0160	BLACK	24.92	23.27	17.78	29.85	34690-0160	34691-0160	34691-6160
16 CKT STAC64 RCPT ASSEMBLY - POL B	34729-0161	GRAY					34690-0161	34691-0161	34691-6161
16 CKT STAC64 RCPT ASSEMBLY - POL C	34729-0162	BROWN					34690-0162	34691-0162	34691-6162
12 CKT STAC64 RCPT ASSEMBLY - POL A	34729-0120	BLACK					34690-0120	34691-0120	34691-6120
12 CKT STAC64 RCPT ASSEMBLY - POL B	34729-0121	GRAY	19.84	18.19	12.70	27.25	34690-0121	34691-0121	34691-6121
12 CKT STAC64 RCPT ASSEMBLY - POL C	34729-0122	BROWN					34690-0122	34691-0122	34691-6122
8 CKT STAC64 RCPT ASSEMBLY - POL A	34729-0080	BLACK					34690-0080	34691-0080	34691-6080
8 CKT STAC64 RCPT ASSEMBLY - POL B	34729-0081	GRAY					34690-0081	34691-0081	34691-6081
8 CKT STAC64 RCPT ASSEMBLY - POL C	34729-0082	BROWN	14.76	13.11	7.62	25.45	34690-0082	34691-0082	34691-6082



INITIAL RELEASE EC NO. LA2005-0854 DRAWN BY: SCHEM1 2010/08/09 CHCK: APPROVAL/MSL 2010/08/02 REV:	QUALITY SYMBOLS	GENERAL TOLERANCES (UNLESS SPECIFIED)	DIMENSION STYLE	SCALE	DESIGN UNITS	THIRD ANGLE PROJECTION
	$\nabla=0$ $\nabla=0$	mm INCH 4 PLACES +--- +--- 3 PLACES +--- +--- 2 PLACES ±0.13 ±--- 1 PLACE ±0.25 ±--- ANGULAR ± 3 °	MM ONLY	4:1	METRIC	
	DRAFT WHERE APPLICABLE MUST REMAIN WITHIN DIMENSIONS	DRAWN BY: MOJICK 11/21/2008 CHECKED BY: CDILLON APPROVED BY: SMARCEAU 2010/08/02	TITLE			
		MATERIAL NO. SEE CHART SIZE D THIS DRAWING CONTAINS INFORMATION THAT IS PROPRIETARY TO MOLEX INCORPORATED AND SHOULD NOT BE USED WITHOUT WRITTEN PERMISSION	8 - 20 CKT STAC64 (UNSEALED) RECEPTACLE ASSEMBLY MOLEX MOLEX INCORPORATED DOCUMENT NO. SD-34729-020 SHEET NO. 2 OF 2			