

## Excellent Integrated System Limited

Stocking Distributor

Click to view price, real time Inventory, Delivery & Lifecycle Information:

[Phoenix Contact](#)  
[2948319](#)

For any questions, you can email us directly:  
[sales@integrated-circuit.com](mailto:sales@integrated-circuit.com)



Extract from the online catalog


## EMG 25-LG

Order No.: 2948319




<http://eshop.phoenixcontact.de/phoenix/treeViewClick.do?UID=2948319>

Electronic housing, with snap foot for DIN rail EN 50022 for PCB insertion, without screw connection terminal blocks and cover

Commercial data	
GTIN (EAN)	 4 017918 083267
sales group	F001
Pack	5 pcs.
Customs tariff	85472000
Catalog page information	Page 545 (CC-2009)

**Product notes**

WEEE/RoHS-compliant since:  
04/04/2005



<http://www.download.phoenixcontact.com>  
 Please note that the data given here has been taken from the online catalog. For comprehensive information and data, please refer to the user documentation. The General Terms and Conditions of Use apply to Internet downloads.

Technical data	
<b>General</b>	
Housing type	Component housing
Housing material	Polycarbonate fiber reinforced
Color	green

**EMG 25-LG** Order No.: 2948319

<http://eshop.phoenixcontact.de/phoenix/treeViewClick.do?UID=2948319>
**Dimensions / positions**

Length	75 mm
Width	25 mm
Number of positions	8
Pitch	5 mm

**Technical data**

Ambient temperature (operation)	-40 °C ... 125 °C
Inflammability class acc. to UL 94	V0
Power dissipation at 20°C in the horizontal mounting position	1.4 W 1.6 W 7.5 mm
	1.6 W 1.8 W 15 mm
	3.2 W 4.5 W 52 mm

**Connection data**

Conductor cross section solid min.	0.2 mm <sup>2</sup>
Conductor cross section solid max.	4 mm <sup>2</sup>
Conductor cross section stranded min.	0.2 mm <sup>2</sup>
Conductor cross section stranded max.	2.5 mm <sup>2</sup>
Conductor cross section AWG/kcmil min.	24
Conductor cross section AWG/kcmil max	12
Stripping length	8 mm

**Accessories**

Item	Designation	Description
2941808	EMG 25-ZE	Intermediate element, to enlarge the assembly space
2941510	EMG-KA	Terminal block/screw cover, set consisting of 50 strips each for terminal blocks and screw openings, 1 strip covers 12 terminal points.

**General**

2947190	P 1-EMG 25	PCB for assembling electronic components
---------	------------	--

**Marking**

2947035	EMG-GKS 12	Equipment marker, width 12 mm
2947035	EMG-GKS 12	Equipment marker, width 12 mm
2941594	EMG-GKS 22	Equipment marker tag, width 22 mm

EMG 25-LG Order No.: 2948319

<http://eshop.phoenixcontact.de/phoenix/treeViewClick.do?UID=2948319>

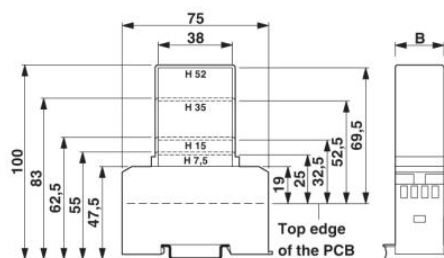
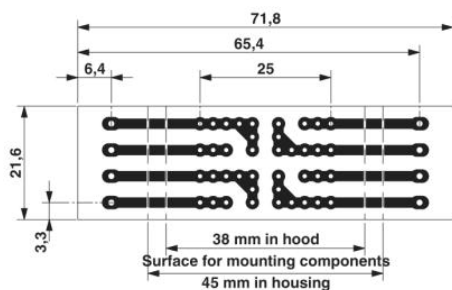
2941594	EMG-GKS 22	Equipment marker tag, width 22 mm
2947585	EMG-SGKS 10	Equipment marker, narrow
2947585	EMG-SGKS 10	Equipment marker, narrow

**Additional products**

Item	Designation	Description
<b>Assembly</b>		
2947132	EMG 25-H 7,5MM KLAR	Covering hood, for the contact and dust-protected encapsulation of the components, in transparent design. Height: 7.5 mm, width: 25 mm
2948322	EMG 25-H 15MM KLAR	Covering hood, for the contact and dust-protected encapsulation of the components, in transparent design. Height: 15 mm, width: 25 mm
2947145	EMG 25-H 52MM GN	Covering hood, for the contact and dust-protected encapsulation of the components, in green design. Height: 52 mm, width: 25 mm

**Diagrams/Drawings**

Dimensioned drawing



Pitch 5 mm  
a = Area for mounting components, 38 mm in the hood  
b = Area for mounting components, 45 mm in the housing

1 = Top edge of the PCB  
B = Housing width

EMG 25-LG Order No.: 2948319

<http://eshop.phoenixcontact.de/phoenix/treeViewClick.do?UID=2948319>

---

**Address**

PHOENIX CONTACT Deutschland GmbH  
Flachmarktstr. 8  
32825 Blomberg, Germany  
Phone +49 5235 3 12000  
Fax +49 5235 3 41200  
<http://www.phoenixcontact.de>



© 2011 Phoenix Contact  
Technical modifications reserved;