

Excellent Integrated System Limited

Stocking Distributor

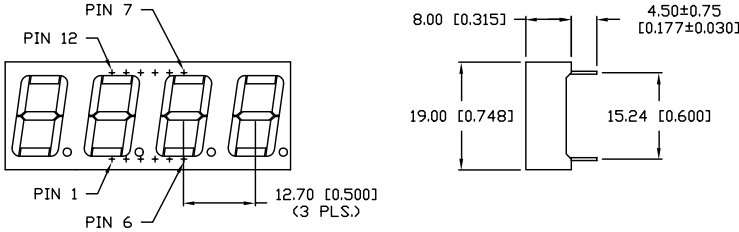
Click to view price, real time Inventory, Delivery & Lifecycle Information:

[Lumex, Inc.](#)
[LDQ-N514RI](#)

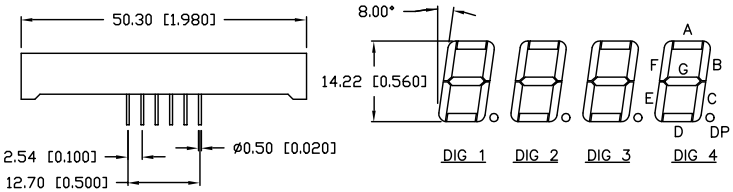
For any questions, you can email us directly:
sales@integrated-circuit.com

DATE	REVISIONS	REV
4-22-98	E.C.N. #10BRDR. & #10383. & #10387. & REDRAWN./	A

DRAWING NUMBER	REV
LDQ-N514RI	A

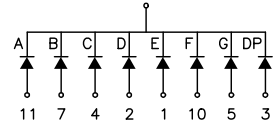


DIGIT DETAIL



COMMON CATHODE

- DIG 1: PIN NO. 12
- DIG 2: PIN NO. 9
- DIG 3: PIN NO. 8
- DIG 4: PIN NO. 6



UNLESS OTHERWISE SPECIFIED TOLERANCE IS ±.25mm (±0.010")

ELECTRO-OPTICAL CHARACTERISTICS $T_A = 25^\circ\text{C}$ $I_f = 10\text{mA}$

PARAMETER	MIN	TYP	MAX	UNITS	TEST COND
PEAK WAVELENGTH		635 (RED)		nm	
FORWARD VOLTAGE		2.0	2.5	V_f	
REVERSE VOLTAGE	5.0			V_r	$I_r = 100\mu\text{A}$
AXIAL INTENSITY		3900		μcd	$I_f = 10\text{mA}$
EMITTED COLOR:	RED				
FONT COLOR:	GREY				
SEGMENT COLOR:	MILKY WHITE DIFFUSED				

LIMITS OF SAFE OPERATION AT 25°C PER CHIP

PARAMETER	MAX	UNITS
PEAK FORWARD CURRENT*	150	mA
STEADY CURRENT	30	mA
POWER DISSIPATION	105	mW
DERATE FROM 25°C	-1.2	mW/°C
OPERATING, STORAGE TEMP.	-40 TO +85	°C
SOLDERING TEMP.	+260	°C
2.0mm FROM BODY		3 SEC. MAX

* $t < 10\mu\text{s}$

RELIABILITY NOTE

OUR MANY YEARS OF EXPERIENCE DATA ACCUMULATION INDICATE THAT SOLDER HEAT IS A MAJOR CAUSE OF EARLY AND FUTURE FAILURE. PLEASE PAY ATTENTION TO YOUR SOLDERING PROCESS.

	290 E. HELLEN ROAD PALATINE, ILLINOIS 60067 (847) 359-2790		
	CONFIDENTIAL INFORMATION THE INFORMATION CONTAINED IN THIS DOCUMENT IS THE PROPERTY OF LUMEX INCORPORATED. EXCEPT AS SPECIFICALLY AUTHORIZED IN WRITING BY LUMEX INCORPORATED, THE HOLDER OF THIS DOCUMENT SHALL KEEP ALL INFORMATION CONTAINED HEREIN CONFIDENTIAL AND SHALL PROTECT SAME IN WHOLE OR IN PART FROM DISCLOSURE AND DISSEMINATION TO ALL THIRD PARTIES.		
DATE: 5-24-95	DWN:	CHK'D:	APPD:
SCALE: N/A			
0.56" QUAD DIGIT, SEVEN SEGMENT DISPLAY, 635nm RED, GREY FONT/WHITE SEGMENTS, MULTIPLEXED, COMMON CATHODE.			
PAGE 1 OF 1	DRAWING NUMBER LDQ-N514RI		REV A