

Excellent Integrated System Limited

Stocking Distributor

Click to view price, real time Inventory, Delivery & Lifecycle Information:

[Phoenix Contact](#)
[2740818](#)

For any questions, you can email us directly:
sales@integrated-circuit.com




Extract from the online catalog

IB IL AI 2/SF-230

Order No.: 2740818

The illustration shows version IB IL AI 2/SF




<http://eshop.phoenixcontact.de/phoenix/treeViewClick.do?UID=2740818>

Inline analog input terminal block, without accessories, 2 inputs, 0-20 mA, 4-20 mA, ± 20 mA, 0-10 V, ± 10 V, 3 dB base frequency at 230 Hz, 2-wire connection method



Commercial data

GTIN (EAN)	 4 017918 574789
sales group	K412
Pack	1 pcs.
Customs tariff	85389091
Catalog page information	Page 72 (AX-2007)

Product notes

WEEE/RoHS-compliant since:
08/29/2008



<http://www.download.phoenixcontact.com>
Please note that the data given here has been taken from the online catalog. For comprehensive information and data, please refer to the user documentation. The General Terms and Conditions of Use apply to Internet downloads.

Product description

The analog Inline input terminals are suited for connecting conventional sensors for the acquisition of current and voltage signals.

Particular features of the modules are:

- High accuracy of measurement
- Extremely rapid acquisition of measurement values

IB IL AI 2/SF-230 Order No.: 2740818

<http://eshop.phoenixcontact.de/phoenix/treeViewClick.do?UID=2740818>

- Excellent noise suppression and common mode rejection, and
- Measurement value acquisition with a resolution of 16 bits

It goes without saying that you also have advantages in handling with the analog Inline input terminals, such as multi-wire connection or the automatic contact with the grounding conductor when the terminal is snapped onto the DIN rail.

The Inline terminals can be labeled using hinged labeling fields. The fields have insert cards that can be labeled individually to suit the application. Additionally, there is the proven ZBFM-6... Zack strip for labeling the terminal points.

Technical data

General data

Width	12.2 mm
Height	136.8 mm
Depth	71.5 mm
Weight	47 g
Mounting type	DIN rail
Ambient temperature (operation)	-25 °C ... 55 °C
Ambient temperature (storage/transport)	-25 °C ... 85 °C
Permissible humidity (operation)	10 % ... 95 % (according to DIN EN 61131-2)
Permissible humidity (storage/transport)	10 % ... 95 % (according to DIN EN 61131-2)
Air pressure (operation)	70 kPa ... 106 kPa (up to 3000 m above sea level)
Air pressure (storage/transport)	70 kPa ... 106 kPa (up to 3000 m above sea level)
Degree of protection	IP20
Protection class	III, IEC 61140, EN 61140, VDE 0140-1
Test section	5 V supply, incoming remote bus/7.5 V supply (bus logics) 500 V AC 50 Hz 1 min
	5 V supply, outgoing remote bus/7.5 V supply (bus logics) 500 V AC 50 Hz 1 min
	7.5 V supply (bus logic), 24 V supply U_{ANA} / I/O 500 V AC 50 Hz 1 min
	7.5 V supply (bus logic), 24 V supply U_{ANA} /functional earth ground 500 V AC 50 Hz 1 min
	I/O / functional earth ground 500 V AC 50 Hz 1 min

Interface

Name	Inline local bus
Type of connection	Inline data jumper
Transmission speed	500 kbps
	500 kBit/s
Transmission physics	Copper

IB IL AI 2/SF-230 Order No.: 2740818

<http://eshop.phoenixcontact.de/phoenix/treeViewClick.do?UID=2740818>
Inline potential routing

Communications power U_L	7.5 V DC (via voltage jumper)
Current consumption from U_L	max. 60 mA
	Typ. 45 mA
Current consumption from U_M	0 A DC
Current consumption from U_S	0 A DC
I/O supply voltage U_{ANA}	24 V DC
Current consumption from U_{ANA}	max. 18 mA
	Typ. 13 mA

Analog inputs

Number of inputs	max. 2 (single ended)
Connection method	2-wire (shielded)
Input name	Analog inputs
A/D conversion time	120 μ s (per channel)
Resolution A/D	16 bit
Limit frequency (3 dB)	40 Hz
	230 Hz
Data formats	IL, IB ST, IB RT, standardized display
Measured value representation	16 bits (15 bits + sign bit)
Current input signal	0 mA ... 20 mA
	4 mA ... 20 mA
	-20 mA ... 20 mA
Voltage input signal	0 V ... 10 V
	-10 V ... 10 V
Input resistance of voltage input	< 220 k Ω
Precision	0.02 %
Number of inputs	2 (single-ended voltage inputs)
Voltage input signal	0 V ... 10 V
	-10 V ... 10 V
Input resistance of voltage input	220 k Ω
Number of inputs	2 (single-ended current inputs)
Current input signal	0 mA ... 40 mA
	4 mA ... 20 mA
	-20 mA ... 20 mA
Input resistance current input	50 Ω 0.02 %

IB IL AI 2/SF-230 Order No.: 2740818

<http://eshop.phoenixcontact.de/phoenix/treeViewClick.do?UID=2740818>

Certificates / Approvals



Certification

CUL, GOST, UL

Accessories

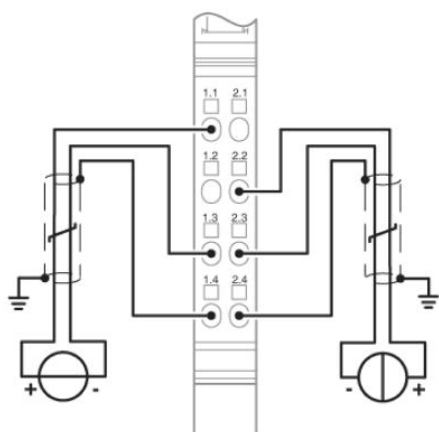
Item	Designation	Description
Marking		
0809492	ESL 62X10	Insert strip for laser printer, lettering field: 62 x 10 mm
2727501	IB IL FIELD 2	Labeling field, width: 12.2 mm

Plug/Adapter

2740245	IB IL SCN 6-SHIELD-TWIN	Inline shield connector
2726353	IB IL SCN-6 SHIELD	Inline shield connector

Diagrams/Drawings

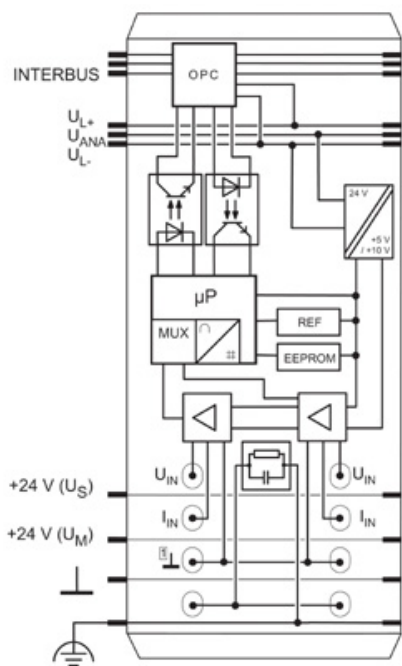
Connection diagram



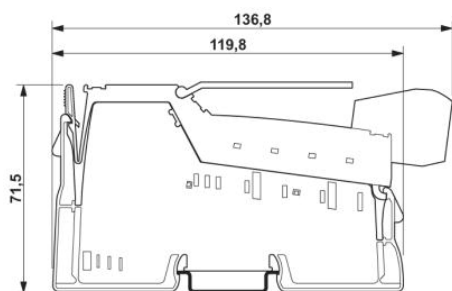
IB IL AI 2/SF-230 Order No.: 2740818

<http://eshop.phoenixcontact.de/phoenix/treeViewClick.do?UID=2740818>

Block diagram



Dimensioned drawing



IB IL AI 2/SF-230 Order No.: 2740818

<http://eshop.phoenixcontact.de/phoenix/treeViewClick.do?UID=2740818>

Address

PHOENIX CONTACT Deutschland GmbH
Flachsmarktstr. 8
32825 Blomberg, Germany
Phone +49 5235 3 12000
Fax +49 5235 3 41200
<http://www.phoenixcontact.de>



© 2011 Phoenix Contact
Technical modifications reserved;