

Excellent Integrated System Limited

Stocking Distributor

Click to view price, real time Inventory, Delivery & Lifecycle Information:

[Phoenix Contact](#)
[1657258](#)

For any questions, you can email us directly:

sales@integrated-circuit.com



Extract from the online catalog

VS-M12MSD-RJ45-933-B/ 5,0

Order No.: 1657258




<http://eshop.phoenixcontact.de/phoenix/treeViewClick.do?UID=1657258>

Assembled PROFINET cable, type B, CAT5e, shielded, star quad, AWG 22 stranded (7-wire), RAL 6018 (yellow-green), M12, 4 pos., D-coded on RJ45 connector, length: 5 m



Commercial data

GTIN (EAN)	 4 046356 100496
sales group	D514
Pack	1 pcs.
Customs tariff	85444210
Catalog page information	Page 208 (PC-2007)

Product notes

WEEE/RoHS-compliant since:
01/01/2008



<http://www.download.phoenixcontact.com>
 Please note that the data given here has been taken from the online catalog. For comprehensive information and data, please refer to the user documentation. The General Terms and Conditions of Use apply to Internet downloads.

Technical data

Mechanical characteristics

Number of positions	4
Shielded	Yes
Insertion/withdrawal cycles	≥ 100
Cable diameter	6.50 mm

VS-M12MSD-RJ45-933-B/ 5,0 Order No.: 1657258

<http://eshop.phoenixcontact.de/phoenix/treeViewClick.do?UID=1657258>

Cable structure	1x4xAWG22/7; SF-UTP
Smallest bending radius, fixed installation	52 mm
Smallest bending radius, movable installation	52 mm
Length of cable	5 m
Ambient temperature (operation)	-40 °C ... 70 °C (cable, fixed installation)
	-5 °C ... 50 °C (cable, flexible installation)
	(Male connector / female connector)

Material data

Housing material	TPU/PA
Outer sheath, material	PVC
External sheath, color	green-yellow RAL 6018
Degree of protection	IP67/IP20

Electrical characteristics

Rated voltage (III/3)	50 V
Transmission characteristics (category)	CAT5 (IEC 11801:2002), CAT5e (TIA 568B:2001)

Line characteristics

Cable type	PROFINET
Cable structure	1x4xAWG22/7; SF/Q
Conductor cross section	0.34 mm ²
AWG signal line	22
Conductor structure signal line	7x 0.25 mm
Core diameter including insulation	Approx. 1.5 mm
Thickness, insulation	Approx. 0.9 mm (Outer cable sheath)
External cable diameter	6.50 mm
Wire colors	White, yellow, blue, orange
External sheath, color	Green RAL 6018
Insulation resistance	min. 0.5 GΩ*km
Conductor resistance	≤ 120 Ω/km
Transmission characteristics (category)	CAT5 (IEC 11801:2002), CAT5e (TIA 568B:2001)
Working capacitance	52 pF
Wave impedance	100 Ω ± 15 Ω (At 1- 100 MHz)
Signal runtime	5.3 ns/m
Coupling resistance	max. 20.00 mΩ/m
Test voltage Core/Core	2000 V

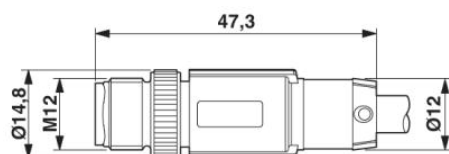
VS-M12MSD-RJ45-933-B/ 5,0 Order No.: 1657258

<http://eshop.phoenixcontact.de/phoenix/treeViewClick.do?UID=1657258>

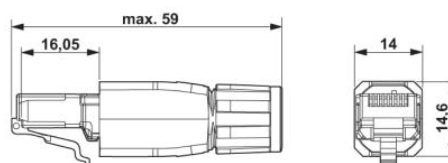
Test voltage Core/Shield	2000 V
Type of pair shielding	Aluminum-lined polyester foil
Overall twist	Star quad
Shielding	Tinned copper braided shield
Outer sheath, material	PVC
Material, inner sheath	PVC
Material conductor insulation	PE
Conductor material	Tin-plated Cu litz wires
Cable weight	67 kg/km
Smallest bending radius, fixed installation	min. 19.5 mm (cable, fixed installation)
Smallest bending radius, movable installation	min. 45.5 mm (cable, flexible installation)
Flame resistance	IEC 60332-1

Diagrams/Drawings

Dimensioned drawing

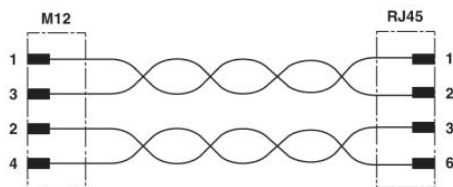


Plug M12x1, straight for bus cables and 12-17-pos.



RJ45 plug connector, IP20

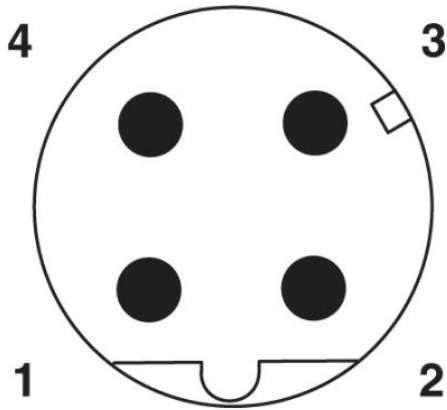
Circuit diagram



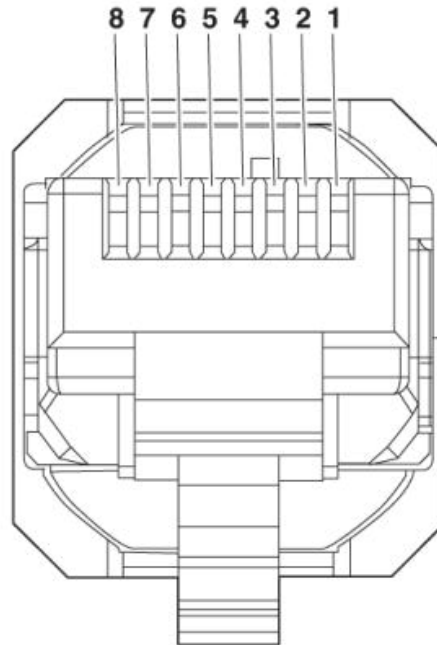
VS-M12MSD-RJ45-933-B/ 5,0 Order No.: 1657258

<http://eshop.phoenixcontact.de/phoenix/treeViewClick.do?UID=1657258>

Schematic diagram



Pin assignment M12 male connector, 4-pos., D-coded, male side



Connector pin assignment plug RJ45

VS-M12MSD-RJ45-933-B/ 5,0 Order No.: 1657258

<http://eshop.phoenixcontact.de/phoenix/treeViewClick.do?UID=1657258>

Address

PHOENIX CONTACT Deutschland GmbH
Flachsmarktstr. 8
32825 Blomberg, Germany
Phone +49 5235 3 12000
Fax +49 5235 3 41200
<http://www.phoenixcontact.de>



© 2011 Phoenix Contact
Technical modifications reserved;