


Excellent Integrated System Limited

Stocking Distributor

Click to view price, real time Inventory, Delivery & Lifecycle Information:

[Bourns Inc.](#)
[CMF-RD50-0](#)

For any questions, you can email us directly:
sales@integrated-circuit.com



Features

- Two resistance-matched PTCs in a ceramic housing
- Aids compliance with:
 - ITU-T K.20/21/45
 - Telcordia GR-1089-CORE
 - UL 60950, 3rd Ed.
- Narrow resistance tolerance
- RoHS compliant*

Applications

Used as a secondary overcurrent protection device in:

- Customer Premise Equipment (CPE)
- Central Office (CO)
- Access equipment

CMF-RD Series - Telecom CPTC Resettable Fuses

Electrical Characteristics

Model	Induction Voltage Withstand	Rated Voltage	Rated Resistance (RN)		Resistance Matching In Housing	Hold Current	Hold Current	Trip Current	Imax @ 230 VAC	Time to Trip @ Imax/ 230 VAC
	VAC	Volts	Ohms	Tolerance	Ohms	Amps @ 25 °C	Amps @ 40 °C	Amps @ 25 °C	Amps	Seconds
CMF-RD50	600	230	50	±20 %	± 0.5	0.09	0.06	0.19	3.0	< 0.1
CMF-RD50-10	600	230	50	±10 %	± 0.5	0.09	0.06	0.19	3.0	< 0.1

Test Procedures And Requirements For Model CMF-RD Series

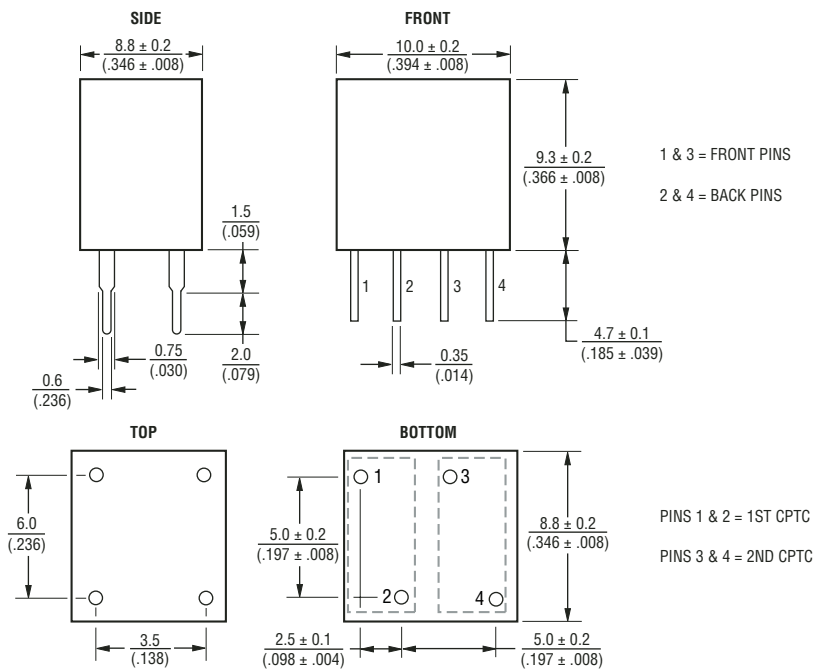
Test	Primary Protection	Test Condition	Requirements*
Mains Power Contact - ITU-T K.20, K.21	None	230 V rms, 10 ohms, 15 Min.	(Ri-Rf) / Ri < ±10 %
Power Induction - ITU-T K.20, K.21	None	600V rms, 600 ohms, 0.2 seconds, 10 cycles, every 1 Min.	(Ri-Rf) / Ri < ±10 %
Power Induction - ITU-T K.20, K.21	GDT	600 V rms, 600 ohms, 1 second, 10 cycles, every 1 Min.	(Ri-Rf) / Ri < ±10 %
Power Induction - ITU-T K.20, K.21	GDT	600 V rms, 200 ohms, 1 second, 10 cycles, every 1 Min.	(Ri-Rf) / Ri < ±10 %
Lightning Surge - ITU-T K.20, K.21		10/700 μs, 25 ohms, 1.0 kV, 10 Tests, every 1 Min.	(Ri-Rf) / Ri < ±10 %
Lightning Surge		10/1000 μs, 40 ohms, 1.0 kV, 30 Tests, every 3 Min.	(Ri-Rf) / Ri < ±10 %
Overvoltage Withstand		300 V, 3 A, 4 Hours, 1 Time	(Ri-Rf) / Ri < ±10 %
Failure Mode		300 V, RL=0, 60 Min.	**

Ri = R initial

Rf = R final

** Circuit disconnected or high resistance is acceptable.

Product Dimensions

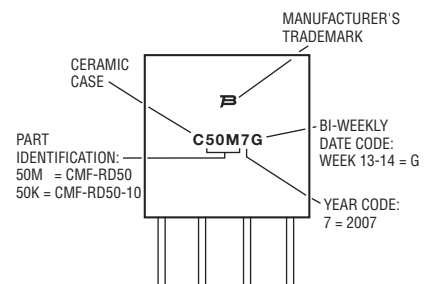


Packaging options: BULK: 96 pcs. per plastic box

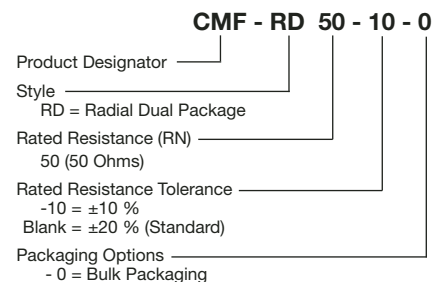
DIMENSIONS = $\frac{\text{MM}}{\text{(INCHES)}}$

Typical Part Marking

Represents total content. Layout may vary.



How to Order



*RoHS Directive 2002/95/EC Jan 27 2003 including Annex.

Specifications are subject to change without notice.

Customers should verify actual device performance in their specific applications.



Asia-Pacific:

Tel: +886-2 2562-4117 • Fax: +886-2 2562-4116

Europe:

Tel: +41-41 768 5555 • Fax: +41-41 768 5510

The Americas:

Tel: +1-951 781-5500 • Fax: +1-951 781-5700

www.bourns.com