

Excellent Integrated System Limited

Stocking Distributor

Click to view price, real time Inventory, Delivery & Lifecycle Information:

[Murata Electronics North America](#)
[DXP18CN7510TL](#)

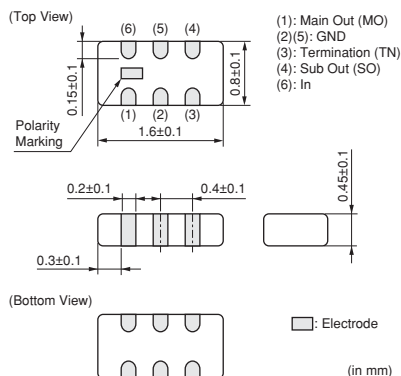
For any questions, you can email us directly:

sales@integrated-circuit.com

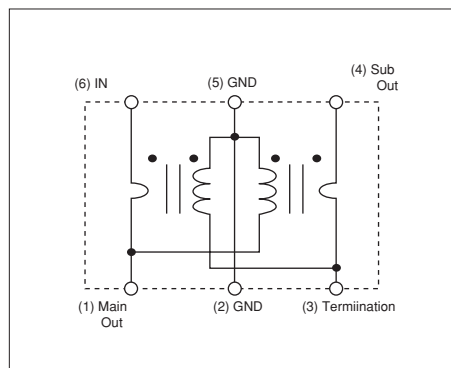
Microchip Transformer (Coupler) Film Type

DXP18C Series (0603 Size)

■ Dimensions



■ Equivalent Circuit



■ Packaging

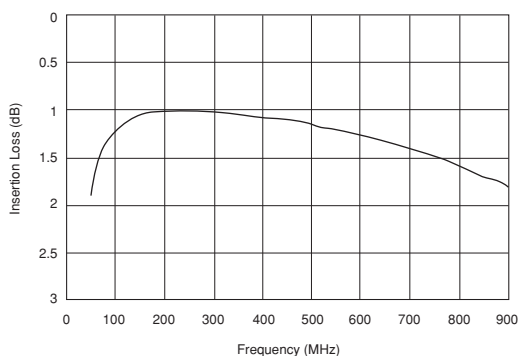
Code	Packaging	Minimum Quantity
L	180mm Embossed Tape	5000
B	Bulk(Bag)	500

■ Rated Value (□: packaging code)

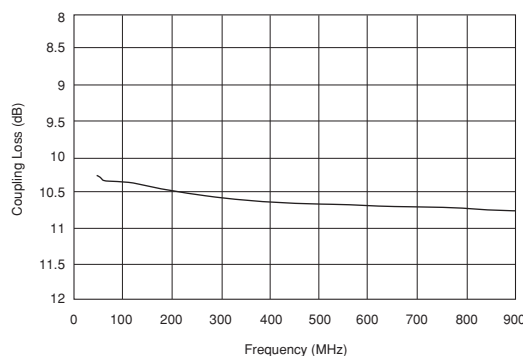
Part Number	Frequency Range	Port Impedance	Insertion Loss at Freq. Range (max.)	Coupling Loss at Freq. Range (Typ.)	Isolation at Freq. Range (min.)	Rated Power	Operating Temperature Range
DXP18CN7510T□	50 to 870MHz	75 ohm ALL	2.3dB	10dB	18dB	20dBm	-40 to +85°C
DXP18CN7515T□	50 to 870MHz	75 ohm ALL	1.5dB	15dB	20dB	20dBm	-40 to +85°C

Only for reflow soldering.

■ Insertion Loss Characteristics DXP18CN7510T



■ Coupling Loss Characteristics DXP18CN7510T



Continued on the following page.

● This data sheet is applied for Micro Chip Transformer used for General Electronics equipment for your design.

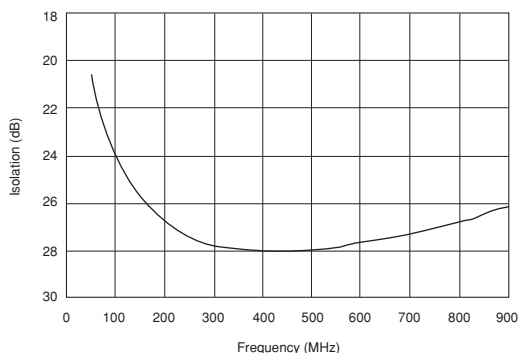
⚠ Note:

1. This datasheet is downloaded from the website of Murata Manufacturing co., ltd. Therefore, it's specifications are subject to change or our products in it may be discontinued without advance notice. Please check with our sales representatives or product engineers before ordering.
2. This datasheet has only typical specifications because there is no space for detailed specifications. Therefore, please approve our product specifications or transact the approval sheet for product specifications before ordering.

Continued from the preceding page.

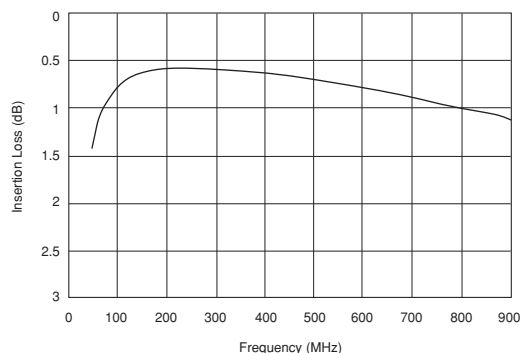
Isolation Characteristics

DXP18CN7510T



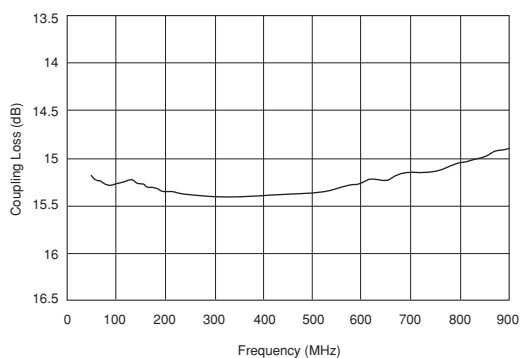
Insertion Loss Characteristics

DXP18CN7515T



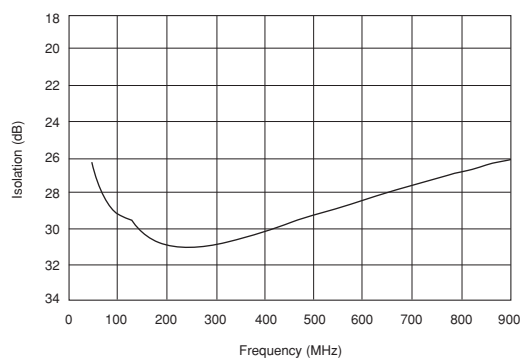
Coupling Loss Characteristics

DXP18CN7515T



Isolation Characteristics

DXP18CN7515T



Caution/Notice

Caution (Rating)

Do not use products beyond the rated current and rated voltage as this may create excessive heat and deteriorate the insulation resistance.

Notice

Solderability of Tin plating termination chip might be deteriorated when low temperature soldering profile where peak solder temperature is below the Tin melting point is used. Please confirm the solderability of Tin plating termination chip before use.

This data sheet is applied for Micro Chip Transformer used for General Electronics equipment for your design.

Note:

- This datasheet is downloaded from the website of Murata Manufacturing co., ltd. Therefore, it's specifications are subject to change or our products in it may be discontinued without advance notice. Please check with our sales representatives or product engineers before ordering.
- This datasheet has only typical specifications because there is no space for detailed specifications. Therefore, please approve our product specifications or transact the approval sheet for product specifications before ordering.