

Excellent Integrated System Limited

Stocking Distributor

Click to view price, real time Inventory, Delivery & Lifecycle Information:

[Murata Electronics North America](#)
[LQM21FN100M80L](#)

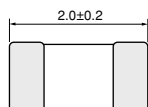
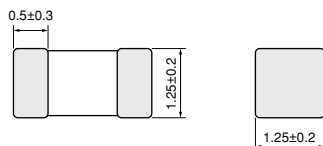
For any questions, you can email us directly:

sales@integrated-circuit.com

Chip Inductor (Chip Coil) Power Inductor (Multilayer Type for Choke)

LQM21F_80 Series (0805 Size)

■ Dimensions



(in mm)

■ Packaging

Code	Packaging	Minimum Quantity
L	180mm Embossed Tape	3000
K	330mm Embossed Tape	10000
B	Bulk(Bag)	1000

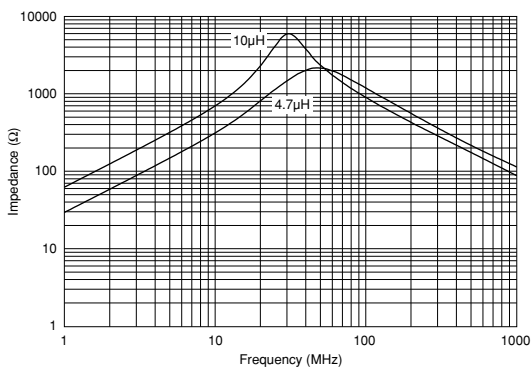
■ Rated Value (□: packaging code)

Part Number	Inductance	Test Frequency	Rated Current	DC Resistance	Self Resonance Frequency (min.)
LQM21FN4R7M80□	4.7 μ H \pm 20%	1MHz	120mA	0.18ohm \pm 30%	25MHz
LQM21FN100M80□	10 μ H \pm 20%	1MHz	100mA	0.30ohm \pm 30%	15MHz

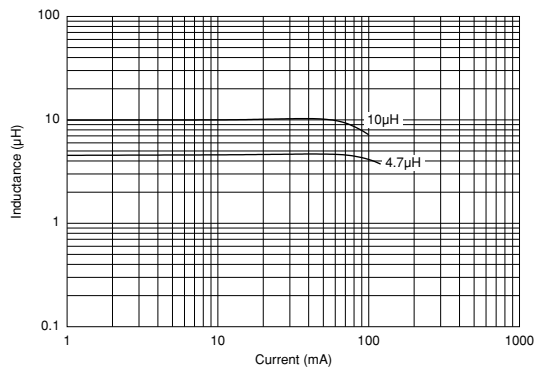
Class of Magnetic Shield: Magnetic shield of ferrite

Operating Temperature Range (Self-temperature rise is not included): -55 to +125°C

■ Impedance-Frequency Characteristics (Typ.)



■ Inductance-Current Characteristics (Typ.)



■ ⚠ Caution/Notice

⚠ Caution (Rating)

Do not use products beyond the rated current as this may create excessive heat.

Notice

Solderability of Tin plating termination chip might be deteriorated when low temperature soldering profile where peak solder temperature is below the Tin melting point is used. Please confirm the solderability of Tin plating termination chip before use.

● This data sheet is applied for CHIP INDUCTORS (CHIP COILS) used for General Electronics equipment for your design.

⚠ Note:

1. This datasheet is downloaded from the website of Murata Manufacturing co., ltd. Therefore, it's specifications are subject to change or our products in it may be discontinued without advance notice. Please check with our sales representatives or product engineers before ordering.
2. This datasheet has only typical specifications because there is no space for detailed specifications. Therefore, please approve our product specifications or transact the approval sheet for product specifications before ordering.