

Excellent Integrated System Limited

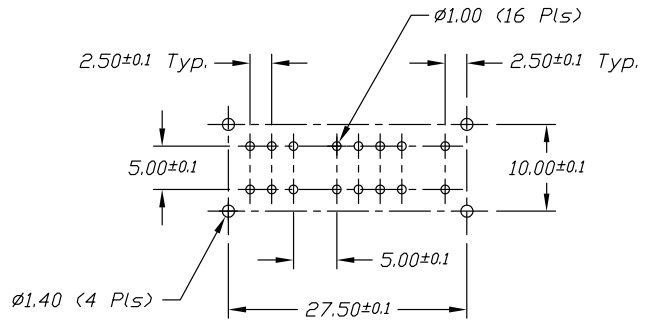
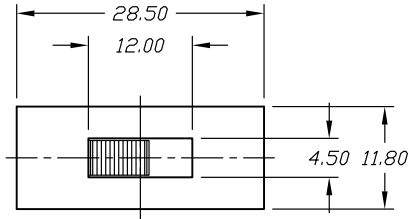
Stocking Distributor

Click to view price, real time Inventory, Delivery & Lifecycle Information:

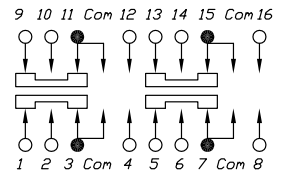
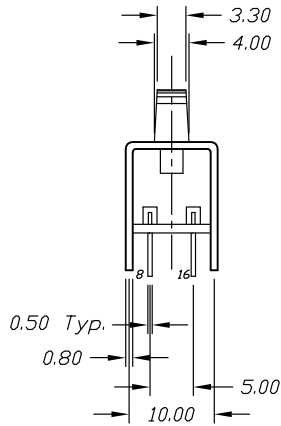
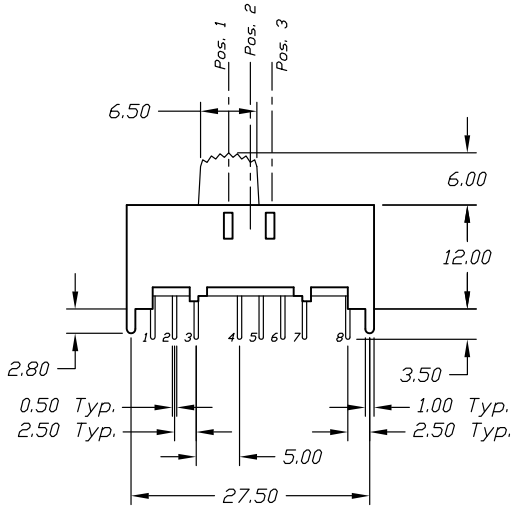
[E-Switch](#)
[EG4305](#)

For any questions, you can email us directly:

sales@integrated-circuit.com



RECOMMEND P.C.B. LAYOUT



CIRCUIT: 4P3T
CONTACT CONFIGURATION

SWITCH FUNCTION		
POS. 1	POS. 2	POS. 3
3-1,7-5 11-9,15-13	3-2,7-6 11-10,15-14	3-4,7-8 11-12,15-16

NOTES:

1. ALL DIMENSIONS IN MM
2. TERM. NOS. FOR REF ONLY
3. RATING: 0.3A, @30V DC
4. TRAVEL TO MAKE: 2.50mm

B	REVISED & REDRAWN	9/15/98	
REV.	DESCRIPTION	DATE	CHKD

THE INFORMATION CONTAINED IN THIS DOCUMENT IS PROPRIETARY TO E-SWITCH AND IS NOT TO BE COPIED OR TRANSFERRED

TOLERANCES		±0.4		±0.25		E-SWITCH®			
TITLE		EG 4305							
SCALE	1.5:1	DATE	6/7/94	DR	MM	DWG	P143050	REV	B