

Excellent Integrated System Limited

Stocking Distributor

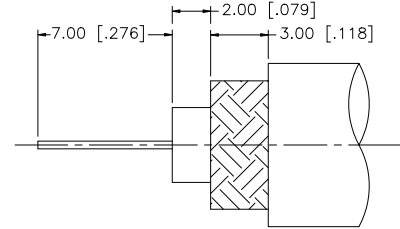
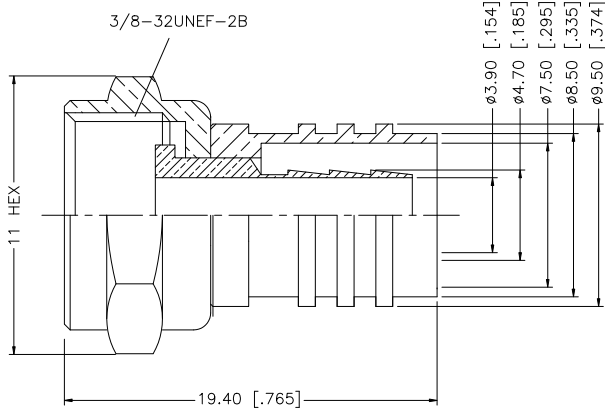
Click to view price, real time Inventory, Delivery & Lifecycle Information:

[Amphenol RF](#)
[222117](#)

For any questions, you can email us directly:

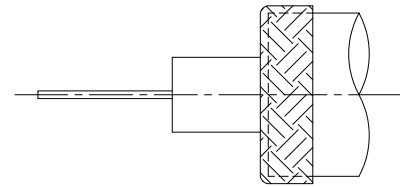
sales@integrated-circuit.com

REV.	DATE	ECR NO.	DESCRIPTION
A	09/08/98	-	RE-DIMENSION DDRAWING, ADD CABLE STRIPPING DIMS.
B	07/23/99	-	UPDATE CABLE STRIPPING DIMENSIONS
C	06/02/08	100022	UPDATE DRAWING FORMAT



STEP-1

STRIP CABLE TO RECOMMENDED DIMENSIONS



STEP-2

FOLD SHIELD BACK AS SHOWN.

				APPROVALS	DATE	<h1 style="color: blue; margin: 0;">Amphenol Connex</h1>							
8				DRAWN	GRS		06/02/08						
7				CHECKED									
6				ISSUED									
5				SHEET	1 OF 1								
4				PART DESCRIPTION									
3	SHELL	BRASS	NICKEL	F PLUG - 1 PIECE CRIMP - RG59/U									
2	HOUSING	BRASS	NICKEL	PART NO.									
1	BODY	BRASS	NICKEL	222117									
	DESCRIPTION	MATERIAL	FINISH	CAD FILE	C:/222/222117.DWG	DWG. NO.	222117.DWG	REV.	C	SIZE	A	SCALE	NA

UNLESS OTHERWISE SPECIFIED DIMENSIONS ARE IN MILLIMETERS. DIMENSIONS IN [] ARE IN INCHES AND FOR CUSTOMER REFERENCE ONLY.

UNLESS OTHERWISE SPECIFIED TOLERANCES FOR MILLIMETERS ARE:
 0.5 - 8mm ± 0.20mm
 8 - 30mm ± 0.40mm
 30 - 120mm ± 0.50mm

UNLESS OTHERWISE SPECIFIED TOLERANCES FOR INCHES ARE:
 .020 - .315 = ± 0.007"
 .315 - 1.180 = ± 0.015"
 1.180 - 4.724 = ± 0.020"

DO NOT SCALE DRAWING