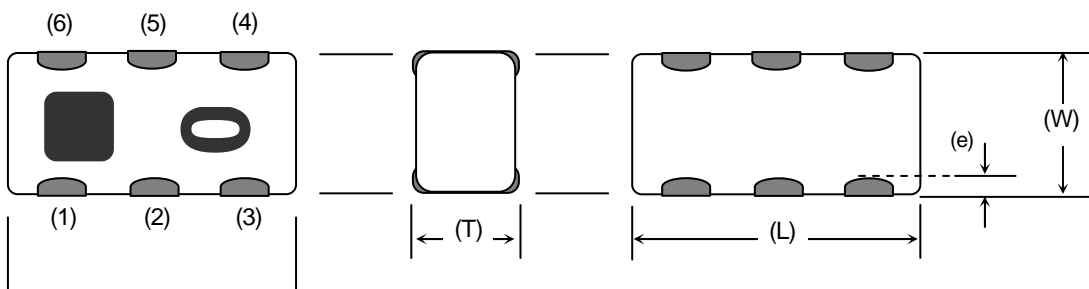


**1608 TYPE MULTILAYER DIPLEXER**  
P/N: **DPX162690DT-8022B2**

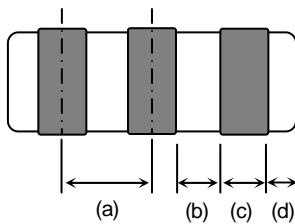
**MECHANICAL DIMENSIONS**

[Top View]

[Bottom View]



[Side View]



Dimension (mm)

(L)	(W)	(T)	(a)	(b)	(c)	(d)	(e)
1.60	0.80	0.60	0.55	0.25	0.30	0.10	0.15
+/-0.15	+/-0.15	+/-0.10	+/-0.10	+/-0.10	+/-0.10	+/-0.1	+/-0.10

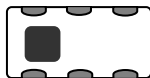
Pin Assignment

(1)	(2)	(3)	(4)	(5)	(6)
GND	Common	GND	Hi-Band	GND	Lo-Band

Note:

These samples are marked with trial sample identification.

In mass production, this sample marking will be changed to show in the TDK full specification.



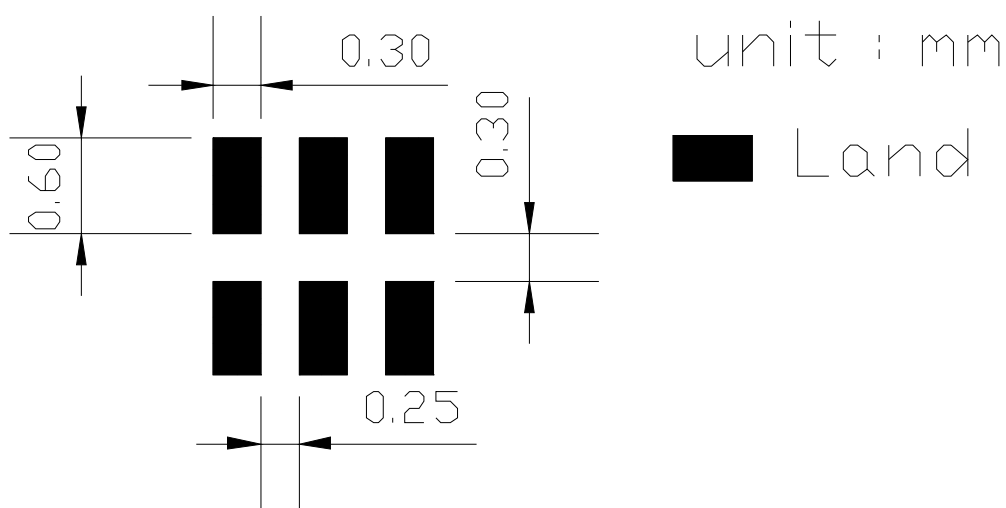
**TEMPERATURE RANGE**

Storage Temperature	-40 ~ +85 °C
Operating Temperature	-40 ~ +85 °C

**ELECTRICAL CHARACTERISTICS (Ta= +25 ± 5 °C)**

No.	Parameter	Freq. (MHz)	Port	Specification	Typ.	Unit
1	Insertion Loss	704-960	LOW	TBD	0.37	dB
2	Insertion Loss	1710-2690	HIGH	TBD	0.72	dB
3	Attenuation	1710-2690	LOW	TBD	17.8	dB
4	Attenuation	704-960	HIGH	TBD	20.2	dB
5	VSWR	704-960	LOW	TBD	1.23	-
6	VSWR	1710-2690	HIGH	TBD	1.93	-

**RECOMMENDED LAND PATTERN**

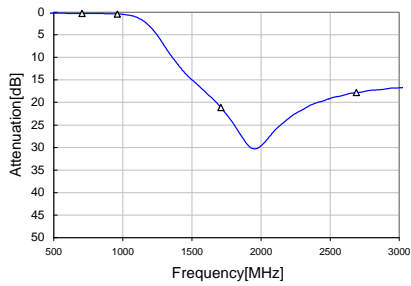


# FREQUENCY CHARACTERISTICS

DPX162690DT-8022B2 Sample Data

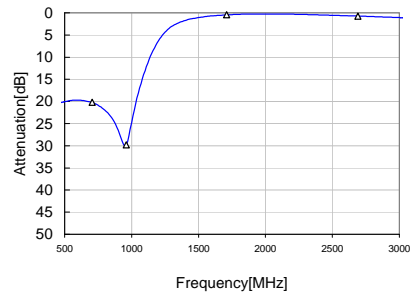
Lo-Band Port

S21



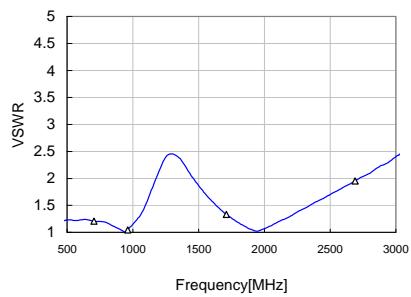
Hi-Band Port

S31



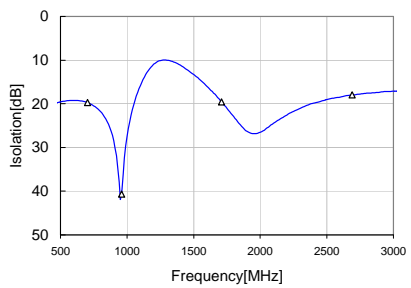
Common Port VSWR

S11



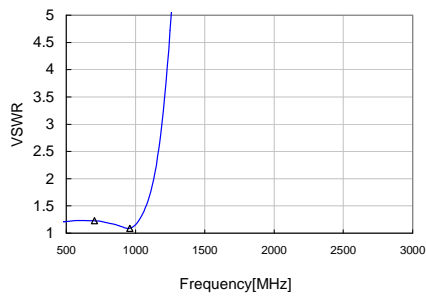
Isolation

S23



Lo-Band Port VSWR

S22



Hi-Port VSWR

S33

