

## Excellent Integrated System Limited

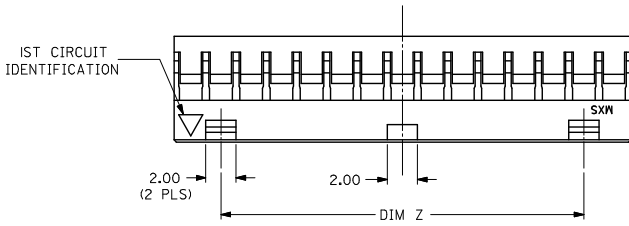
Stocking Distributor

Click to view price, real time Inventory, Delivery & Lifecycle Information:

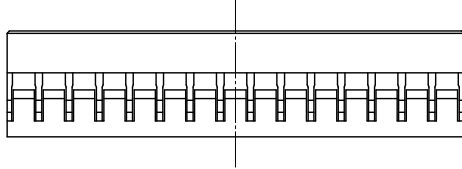
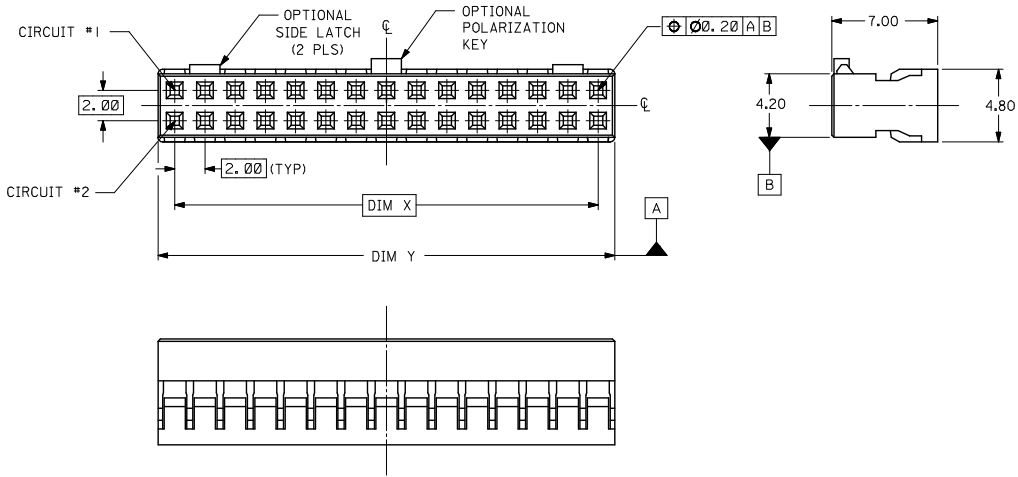
[Molex Connector Corporation](#)  
[0511101051](#)

For any questions, you can email us directly:  
[sales@integrated-circuit.com](mailto:sales@integrated-circuit.com)

10 9 8 7 6 5 4 3 2 1



- NOTES:
1. MATERIAL: GLASS-FILLED POLYESTER UL RATED 94V-0  
COLOR: BLACK
  2. PART TO BE USED WITH CRIMP TERMINAL  
PART NUMBER 50394-B\*\*\* AND 87396-\*\*\*\*
  3. APPLICABLE WIRE RANGE:  
FOR 50394 SERIES, AWG #24 - #30,  
FOR 87396 SERIES, AWG #22 - #28.
  4. WIRE INSULATION RANGE: DIAMETER 1.40MM MAXIMUM.
  5. 30 CKT SHOWN FOR ILLUSTRATION ONLY.



<b>ADD OPTIONS</b> EC NO.: S2015-0054 DRAWN BY: 2014/07/24 CHKD: SCHEONG APPR: KHLIM 2014/08/19	<b>QUALITY SYMBOLS</b> ▽=0 ▽=0	<b>GENERAL TOLERANCES (UNLESS SPECIFIED)</b>		<b>DIMENSION STYLE</b> MM ONLY		SCALE NTS	DESIGN UNITS METRIC	THIRD ANGLE PROJECTION
		4 PLACES ± --- ± ---	3 PLACES ± --- ± ---	DRAWN BY SKTOH	DATE 1993/10/26	TITLE 2MM GRID, WIRE TO BOARD CONNECTOR, CRIMP RECEPT. HOUSING		
		2 PLACES ± 0.20 ± ---	1 PLACE ± --- ± ---	CHECKED BY EDPOH	DATE 1993/10/26	MOLEX INCORPORATED		
		ANGULAR ± 3°		APPROVED BY LBLEE	DATE 2014/07/22	MATERIAL NO. SEE TABLE	DOCUMENT NO. SD-51110-XX5X	
DRAFT WHERE APPLICABLE MUST REMAIN WITHIN DIMENSIONS		THIS DRAWING CONTAINS INFORMATION THAT IS PROPRIETARY TO MOLEX INCORPORATED AND SHOULD NOT BE USED WITHOUT WRITTEN PERMISSION						

9 8 7 6 5 4 3 2 1

10 9 8 7 6 5 4 3 2 1

WITHOUT CENTER POLARIZATION KEY & SIDE LATCHES

PART NUMBER	CKT SIZE	DIM X	DIM Y
51110-0450	4	2.00	4.20
51110-0650	6	4.00	6.20
51110-0850	8	6.00	8.20
51110-1050	10	8.00	10.20
51110-1250	12	10.00	12.20
51110-1450	14	12.00	14.20
51110-1650	16	14.00	16.20
51110-1850	18	16.00	18.20
51110-2050	20	18.00	20.20
51110-2250	22	20.00	22.20
51110-2450	24	22.00	24.20
51110-2650	26	24.00	26.20
51110-2850	28	26.00	28.20
51110-3050	30	28.00	30.20
51110-3250	32	30.00	32.20
51110-3450	34	32.00	34.20

WITH CENTER POLARIZATION KEY & SIDE LATCHES

PART NUMBER	CKT SIZE	DIM X	DIM Y	DIM Z
51110-1451	14	12.00	14.20	8.00
51110-1651	16	14.00	16.20	10.00
51110-1851	18	16.00	18.20	12.00
51110-2051	20	18.00	20.20	14.00
51110-2251	22	20.00	22.20	16.00
51110-2451	24	22.00	24.20	18.00
51110-2651	26	24.00	26.20	20.00
51110-2851	28	26.00	28.20	22.00
51110-3051	30	28.00	30.20	24.00
51110-3251	32	30.00	32.20	26.00
51110-3451	34	32.00	34.20	28.00

WITH CENTER POLARIZATION KEY

PART NUMBER	CKT SIZE	DIM X	DIM Y
51110-0452	4	2.00	4.20
51110-0652	6	4.00	6.20
51110-0851	8	6.00	8.20
51110-1051	10	8.00	10.20
51110-1251	12	10.00	12.20
51110-1452	14	12.00	14.20
51110-1652	16	14.00	16.20
51110-1852	18	16.00	18.20
51110-2052	20	18.00	20.20
51110-2252	22	20.00	22.20

PART NUMBER LEGEND:

51110-\*\*5\*

CIRCUIT SIZE 0 - WITHOUT CENTER POLARIZATION KEY AND SIDE LATCH.

1 - WITH CENTER POLARIZATION KEY AND SIDE LATCH.  
(14 TO 34 CIRCUITS ONLY)

WITH CENTER POLARIZATION KEY ONLY.  
(8 TO 12 CIRCUITS ONLY)

2 - WITH CENTER POLARIZATION KEY ONLY.  
(4 TO 6 CIRCUITS AND 14 TO 22CIRCUITS ONLY)

ADD OPTIONS EC No. S2015-0054 DRAWN:HEWALY 2014/07/24 CHKD:SCHEONG 2014/08/07 APPR:KILLIM 2014/08/19	QUALITY SYMBOLS	GENERAL TOLERANCES (UNLESS SPECIFIED)	DIMENSION STYLE	SCALE	DESIGN UNITS	THIRD ANGLE PROJECTION																		
	$\sqrt{\text{V}}=0$ $\sqrt{\text{V}}=0$ $\sqrt{\text{V}}=0$	<table border="1"> <tr><th colspan="2">mm</th><th>INCH</th></tr> <tr><td>4 PLACES</td><td>± ---</td><td>± ---</td></tr> <tr><td>3 PLACES</td><td>± ---</td><td>± ---</td></tr> <tr><td>2 PLACES</td><td>± 0.20</td><td>± ---</td></tr> <tr><td>1 PLACE</td><td>± ---</td><td>± ---</td></tr> <tr><td>0 PLACE</td><td>±</td><td>±</td></tr> </table>	mm		INCH	4 PLACES	± ---	± ---	3 PLACES	± ---	± ---	2 PLACES	± 0.20	± ---	1 PLACE	± ---	± ---	0 PLACE	±	±	MM ONLY	NTS	METRIC	
	mm		INCH																					
	4 PLACES	± ---	± ---																					
3 PLACES	± ---	± ---																						
2 PLACES	± 0.20	± ---																						
1 PLACE	± ---	± ---																						
0 PLACE	±	±																						
DESCRIPTION	ANGULAR ± 3°	DRAWN BY SKTOH DATE 1993/10/26	TITLE	2MM GRID, WIRE TO BOARD CONNECTOR, CRIMP RECEPT. HOUSING																				
REV B8	DRAFT WHERE APPLICABLE MUST REMAIN WITHIN DIMENSIONS	CHECKED BY EDPOH DATE 1993/10/26	APPROVED BY BLEE DATE 2014/07/22	MATERIAL NO. SEE TABLE	DOCUMENT NO. SD-51110-XX5X	SHEET NO. 2 OF 2																		

9 8 7 6 5 4 3 2 1