

Excellent Integrated System Limited

Stocking Distributor

Click to view price, real time Inventory, Delivery & Lifecycle Information:

[Everlight Electronics Co Ltd](#)
[264-7USOC/S400-A9](#)

For any questions, you can email us directly:
sales@integrated-circuit.com



Technical Data Sheet
 3.0mm Round Type LED Lamps

264-7USOC/S400-A9

■ Features :

- Choice of various viewing angles
- Available on tape and reel.
- Reliable and robust
- Pb free
- The product itself will remain within RoHS compliant version.



■ Descriptions :

- The series is specially designed for applications requiring higher brightness
- The led lamps are available with different colors, intensities.

■ Applications :

- TV set
- Monitor
- Telephone
- Computer

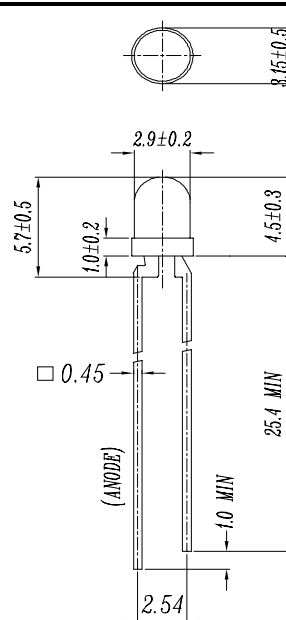
PART NO.	Material	Emitted Color	Lens Color
264-7USOC/S400-A9	AlGaInP	Reddish Orange	Water Clear



Technical Data Sheet
 3.0mm Round Type LED Lamps

264-7USOC/S400-A9

Package Dimensions



- Notes: 1. All dimensions are in millimetres
 2. The height of flange must be less than 1.5mm(0.059").
 3. Without special declared,the tolerance is±0.25mm.

Absolute Maximum Ratings at Ta = 25°C

Parameter	Symbol	Rating	Unit
Forward Current	IF	50	mA
Operating Temperature	Topr	-40 to +85	°C
Storage Temperature	Tstg	-40 to +100	°C
Electrostatic Discharge	ESD	2000	V
Soldering Temperature	Tsol	260 ± 5	°C
Power Dissipation	Pd	120	mW
Reverse Voltage	VR	5	V

Note: *1:Soldering time ≤ 5 seconds.



Technical Data Sheet
 3.0mm Round Type LED Lamps

264-7USOC/S400-A9

Electro-Optical Characteristics (Ta=25°C)

Parameter	Symbol	Condition	Min.	Typ.	Max.	Unit
Forward Voltage	VF	$I_F = 20 \text{ mA}$	/	2.0	2.4	V
Reverse Current	IR	$V_R = 5 \text{ V}$	/	/	10	μA
Luminous Intensity	Iv	$I_F = 20 \text{ mA}$	400	800	/	mcd
Viewing Angle	$2\theta 1/2$	$I_F = 20 \text{ mA}$	/	40	/	deg
Peak Wavelength	λ_p	$I_F = 20 \text{ mA}$	/	621	/	nm
Dominant Wavelength	λ_d	$I_F = 20 \text{ mA}$	/	615	/	nm
Spectrum Radiation Bandwidth	$\Delta\lambda$	$I_F = 20 \text{ mA}$	/	18	/	nm

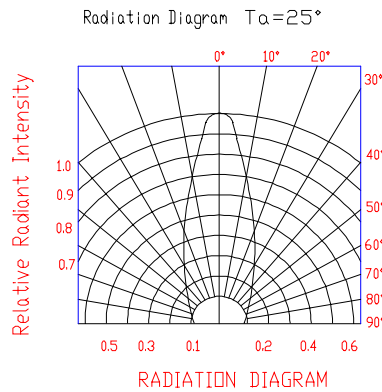
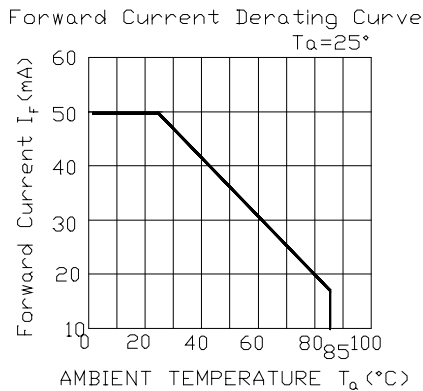
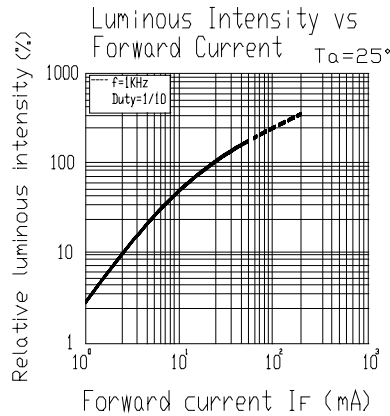
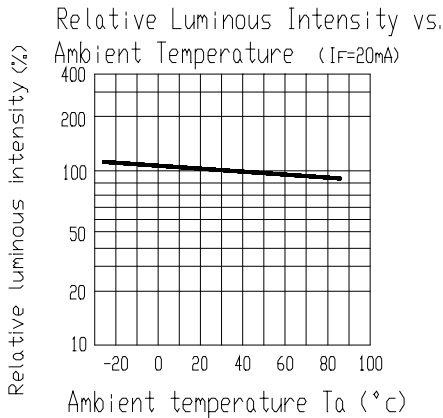
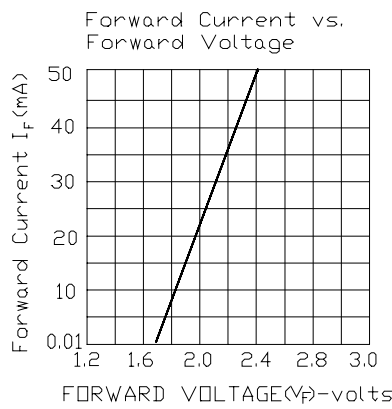
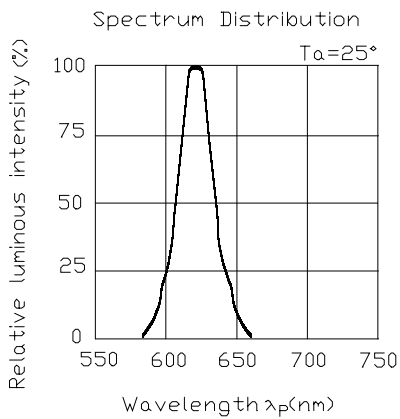


Technical Data Sheet

3.0mm Round Type LED Lamps

264-7USOC/S400-A9

Typical Electro-Optical Characteristic Curves:





Technical Data Sheet

3.0mm Round Type LED Lamps

264-7USOC/S400-A9

■ Reliability test items and conditions:

The reliability of products shall be satisfied with items listed below.

Confidence level : 97%

LTPD : 3%

NO	Item	Test Conditions	Test Hours/Cycle	Sample Size	Failure Judgment Criteria	Ac/Re
1	Solder Heat	TEMP : 260°C ± 5 °C	10 SEC	76 PCS	$I_v \leq I_{vt} * 0.5$ or $V_f \geq U$ or $V_f \leq L$	0/1
2	Temperature Cycle	H : +100°C 15min \int 5 min L : -40°C 15min	300 CYCLES	76 PCS		0/1
3	Thermal Shock	H : +100°C 5min \int 10 sec L : -10°C 5min	300 CYCLES	76 PCS		0/1
4	High Temperature Storage	TEMP : 100°C	1000 HRS	76 PCS		0/1
5	Low Temperature Storage	TEMP : -40°C	1000 HRS	76 PCS		0/1
6	DC Operating Life	TEMP : 25°C $I_F = 20mA$	1000 HRS	76 PCS		0/1
7	High Temperature / High Humidity	85°C / 85% RH	1000 HRS	76 PCS		0/1

Note : I_{vt} : To test I_v value of the chip before the reliability test

I_v : The test value of the chip that has completed the reliability test

U : Upper Specification Limit

L : Lower Specification Limit



Technical Data Sheet

3.0mm Round Type LED Lamps

264-7USOC/S400-A9

Packing Quantity Specification

1. 1000PCS/1Bag , 4Bags/1Box
2. 10Boxes/1Carton

Label Form Specification



CPN:

P/N:



264-7USOC/S400-A9

QTY:



LOT NO: EL



CAT:

HUE:

REF:

CPN: Customer's Production Number

P/N : Production Number

QTY: Packing Quantity

CAT: Ranks

HUE: Dominant Wavelength

REF: Reference

LOT No: Lot Number

Notes

1. Above specification may be changed without notice. EVERLIGHT will reserve authority on material change for above specification.
2. When using this product, please observe the absolute maximum ratings and the instructions for using outlined in these specification sheets. EVERLIGHT assumes no responsibility for any damage resulting from use of the product which does not comply with the absolute maximum ratings and the instructions included in these specification sheets.
3. These specification sheets include materials protected under copyright of EVERLIGHT corporation. Please don't reproduce or cause anyone to reproduce them without EVERLIGHT's consent.

EVERLIGHT ELECTRONICS CO., LTD.

Office: No 25, Lane 76, Sec 3, Chung Yang Rd,

Tucheng, Taipei 236, Taiwan, R.O.C

Tel: 886-2-2267-2000, 2267-9936

Fax: 886-2267-6244, 2267-6189, 2267-6306

http://www.everlight.com