


## **Excellent Integrated System Limited**

Stocking Distributor

Click to view price, real time Inventory, Delivery & Lifecycle Information:

[Bourns Inc.](#)  
[TC76B-1-101](#)

For any questions, you can email us directly:  
[sales@integrated-circuit.com](mailto:sales@integrated-circuit.com)



### Features

- Dust-resistant enclosure
- Polyester substrate
- Available on tape and reel for automatic insertion or in bulk for manual assembly
- Adjustable front/back, top/bottom
- Cross slot rotor design suitable for automatic adjustment equipment

### Applications

- Power supplies
- Cordless phones
- Printer
- Television sets
- Audio equipment

## TC76 - 6mm Carbon Trimming Potentiometer

### Electrical Characteristics

Taper.....	Linear
Standard Resistance Range.....	100 ohms – 1megohm
Standard Resistance Range.....	±30%
Maximum Voltage.....	100VDC
Standard Nominal Resistance Value.....	See table
Residual Resistance.....	≤ 2% (min. 10 ohms)
Equivalent Noise Resistance.....	≤ 5%

### Environmental Characteristics

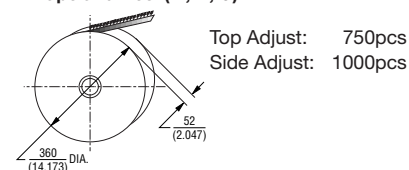
Power Rating.....	0.1 Watt @ 40°C
Operating Temperature.....	-25°C to 70°C
Load Life.....	1000 hours @ 40°C; 0.1W; ±10%
Mechanical Life (Cycles).....	100 @ 10CPM; ±3% (Rn<1M)
Temperature Coefficient.....	±300ppm
Thermal Cycling.....	16 hours @ 85°C; 2h @ -25°C; ±5%
Damp Heat.....	500 hours @ 40°C @ 95% HR; ±5%
Vibration.....	2 hours @ 20g @ 10Hz..50Hz: ±2%

### Physical Characteristics

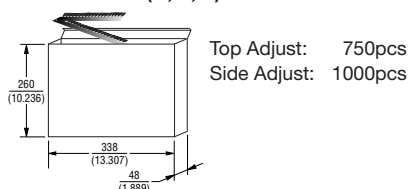
Mechanical Angle.....	280° ±10°
Electrical Angle.....	245° ±25°
Rotational Torque.....	0.2 to 3 Ncm
Stop-End Strength.....	>3.5 Ncm

### Packaging Specifications

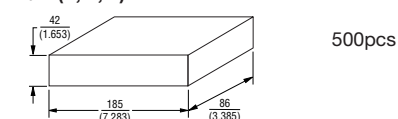
#### R: Tape and Reel (W, N, G)



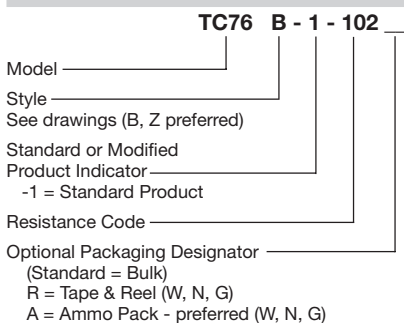
#### A: Ammo Pack (W, N, G)



#### Bulk (B, Z, P)

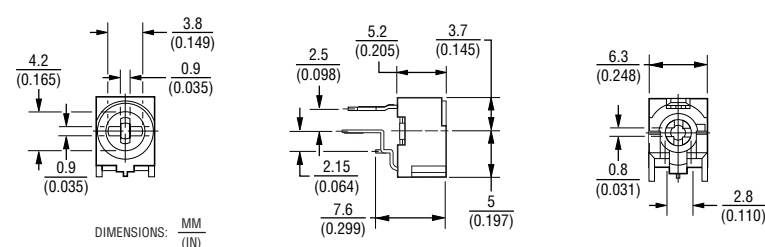


### How to Order



### Adjustment Details

#### Top Adjust Styles G, N, P and Z

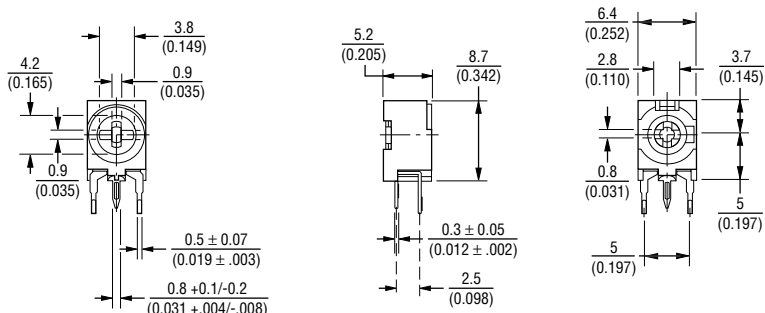


### Standard Resistance Table

Resistance (Ohms)	Resistance Code
100	101
200	201
500	501
1,000	102
2,000	202
5,000	502
10,000	103
20,000	203
50,000	503
100,000	104
200,000	204
500,000	504
1,000,000	105

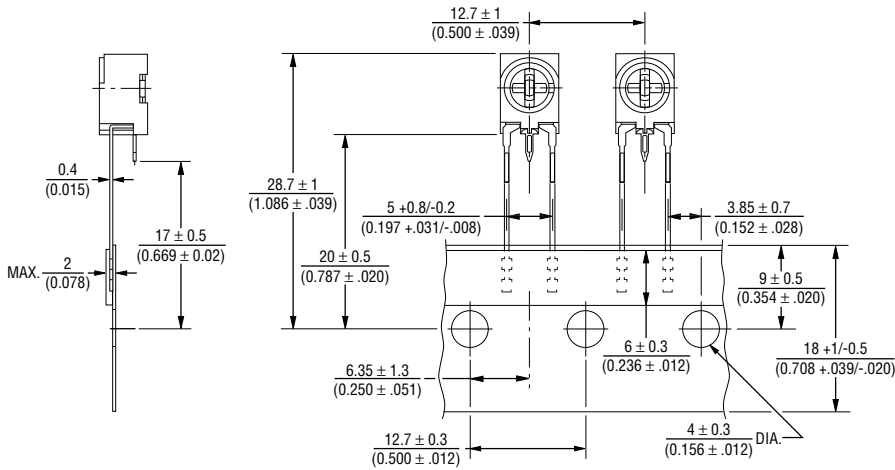
SHADED AREAS TYPICALLY NOT STOCKED BY DISTRIBUTORS AND NOT RECOMMENDED FOR NEW DESIGNS.

#### Side Adjust Styles B and W

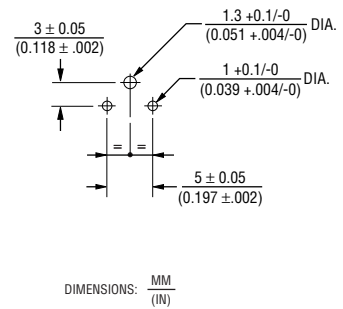


# TC76 - 6mm Carbon Trimming Potentiometer

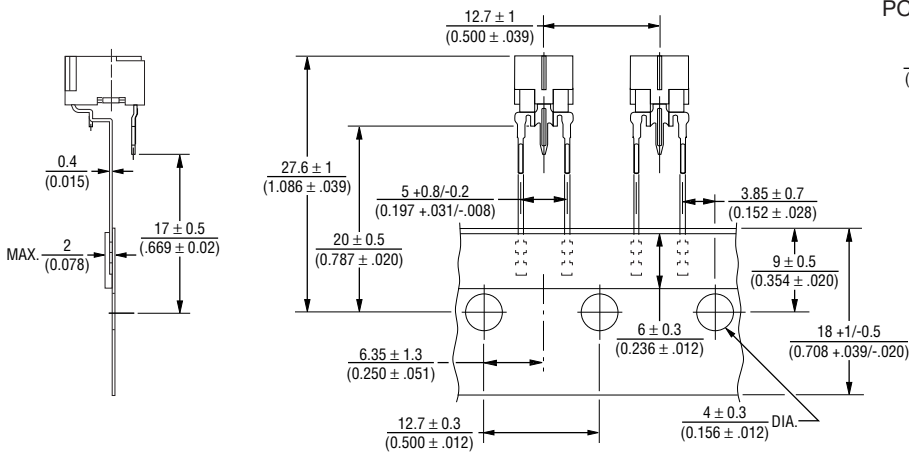
## Taped Model TC76W



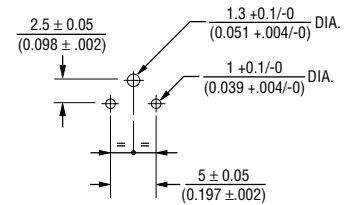
### PCB Layout



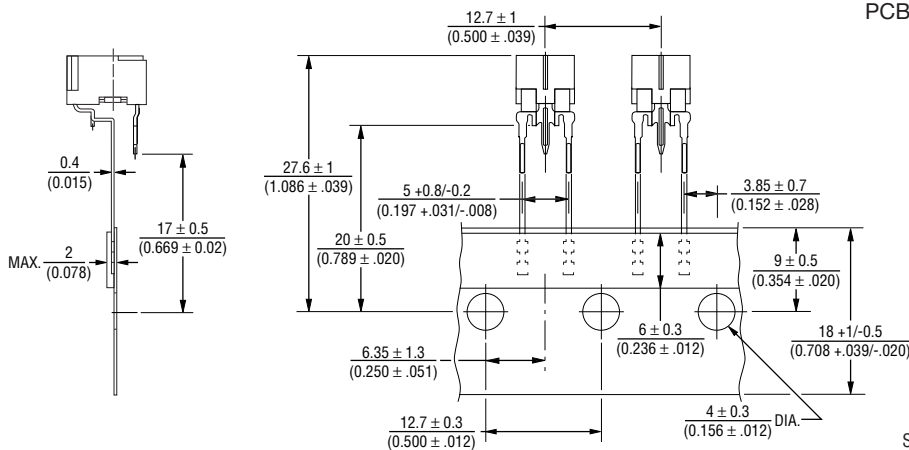
## Taped Model TC76N (Preferred)



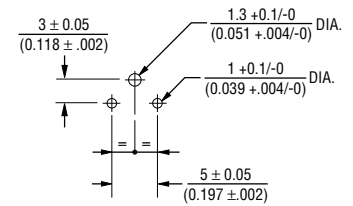
### PCB Layout



## Taped Model TC76G



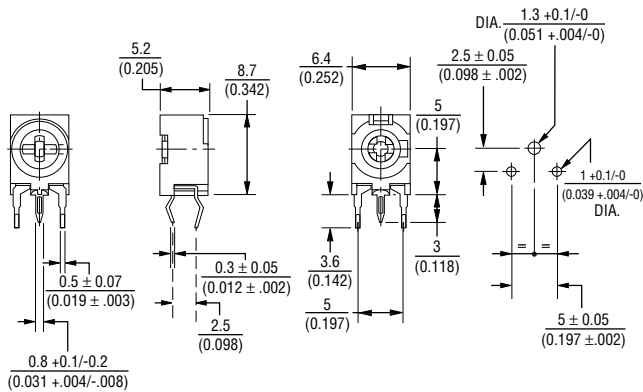
### PCB Layout



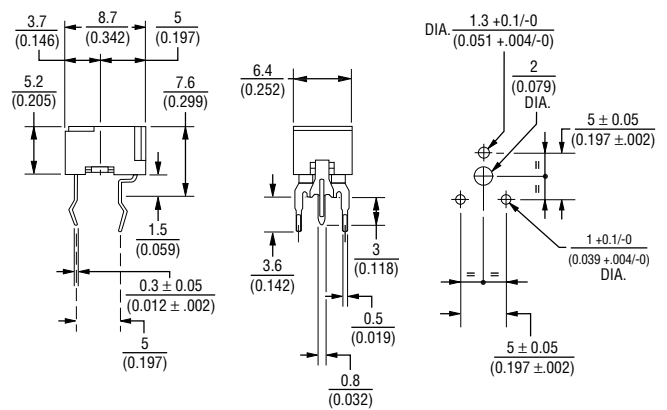
Specifications are subject to change without notice.

## TC76 - 6mm Carbon Trimming Potentiometer

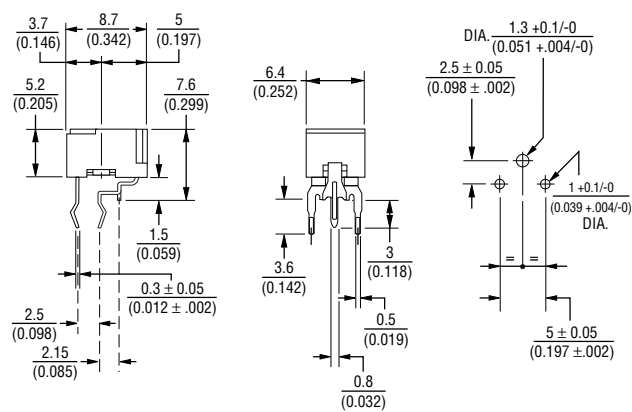
### Through-hole Model TC76B preferred



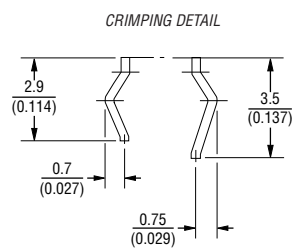
### Through-hole Model TC76Z preferred



### Through-hole Model TC76P



### Crimped Terminals detail



**Leading  
by Design™**

#### STRATEGIC PRODUCTS

#### Application Support:

**Europe - Andreas Fessler**  
 Phone +41-41-7685551  
 Fax +41-41-7685511  
 E-mail andreas\_fessler@bourns.com

**North America - Mike Bridges**  
 Phone 909-781-5395  
 Fax 909-781-5006  
 E-mail mike\_bridges@bourns.com

**Asia - Dorothy Cho**  
 Phone +886-2-2562-4117  
 Fax +886-2-2562-4116  
 E-mail dorothy\_cho@bourns.com

www.bourns.com