

Excellent Integrated System Limited

Stocking Distributor

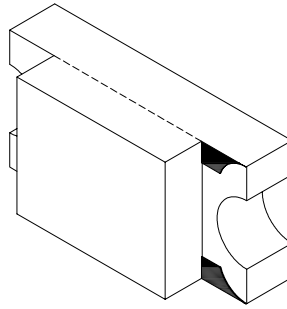
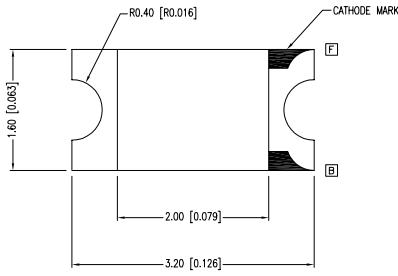
Click to view price, real time Inventory, Delivery & Lifecycle Information:

[Lumex, Inc.](#)
[SML-LX1206IW-TR](#)

For any questions, you can email us directly:
sales@integrated-circuit.com

UNCONTROLLED DOCUMENT

PART NUMBER	SML-LX1206IW-TR		REV.	I
DATE	E.C.N. NUMBER AND REVISION COMMENTS			REV.
7.18.00	E.C.N. #10644. & REDRAWN IN 3D.			A
12.3.01	E.C.N. #10814.			B
3.14.03	E.C.N. #10967.			C
1.20.05	E.C.N. #11148.			D
6.19.06	E.C.N. #11334.			E
01.07.08	E.C.N. #11466.			F
03.09.09	E.C.N. #11508.			G
07.30.10	E.C.N. #11644			H
04.20.11	E.C.N. #10BRDR & REDRAWN.			I



ELECTRO-OPTICAL CHARACTERISTICS TA = 25°C If = 20mA

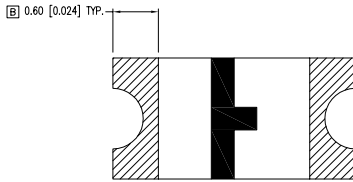
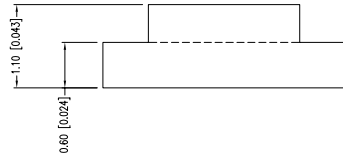
PARAMETER	MIN	TYP.	MAX	UNITS	TEST COND.
PEAK WAVELENGTH		635		nm	
FORWARD VOLTAGE		2.0	2.6	Vf	
REVERSE VOLTAGE	5.0			Vr	If=100uA
AXIAL INTENSITY		6		mcd	If=20mA
VIEWING ANGLE		160		2x theta	
EMITTED COLOR:	RED				
EPOXY LENS FINISH:	MILKY WHITE DIFFUSED				

[H] LIMITS OF SAFE OPERATION AT 25°C

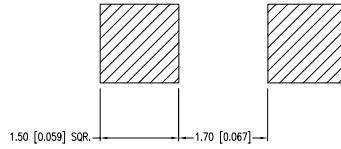
PARAMETER	MAX	UNITS
PEAK FORWARD CURRENT*	100	mA
STEADY CURRENT	25	mA
POWER DISSIPATION	65	mW
DERATE FROM 25°C	-1.2	mW/°C
OPERATING TEMP.	-40 TO +85	°C
STORAGE TEMP.	-40 TO +85	°C

* t<10µs

[G] [C] CAUTION: MOISTURE SENSITIVE DEVICE
PER JEDEC LEVEL 2 STANDARDS



[F] RECOMMENDED SOLDER PAD LAYOUT



*UNLESS OTHERWISE SPECIFIED TOLERANCES PER DECIMAL PRECISION ARE: X=±1 (±0.039), XX=±0.5 (±0.020), XXX=±0.25 (±0.010), XXXX=±0.127 (±0.005). LEAD SIZE=±0.05 (±0.002), LEAD LENGTH=±0.75 (±0.030), MIN= +DECIMAL PRECISION MAX= -0.00 -DECIMAL PRECISION UNCONTROLLED DOCUMENT

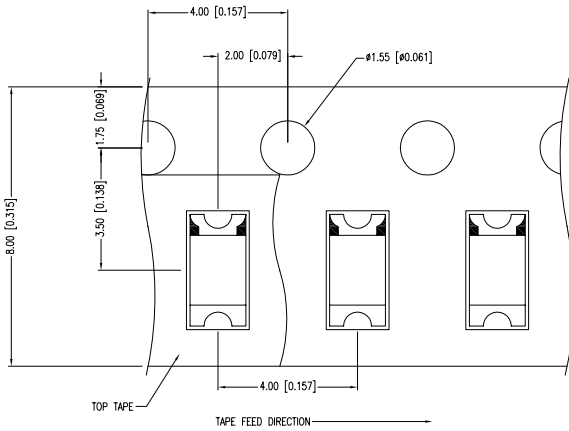
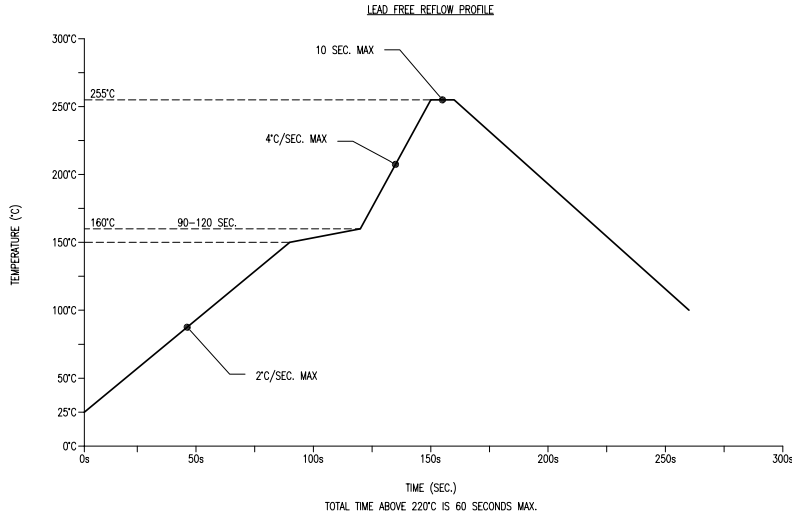
LUMEX
Creating LED and LCD Solutions Together™
290 E. HELEN ROAD
PALATINE, IL 60067-6976
PHONE: +1.847.359.2790
FAX: +1.847.359.6538
WEB: WWW.LUMEX.COM

3.2mm x 1.6mm PCB SURFACE MOUNT LED, 635nm RED LED, MILKY WHITE DIFFUSED LENS, TAPE & REEL.

THE SPECIFICATIONS MAY CHANGE AT ANY TIME WITHOUT NOTICE DUE TO NEW MATERIALS OR PRODUCT IMPROVEMENT.

CONFIDENTIAL INFORMATION
THE INFORMATION CONTAINED IN THIS DOCUMENT IS THE PROPERTY OF LUMEX INC. EXCEPT AS SPECIFICALLY AUTHORIZED IN WRITING BY LUMEX INC., THE HOLDER OF THIS DOCUMENT SHALL KEEP ALL INFORMATION CONTAINED HEREIN CONFIDENTIAL AND SHALL PROTECT SAME IN WHOLE OR IN PART FROM DISCLOSURE AND DISSEMINATION TO ALL THIRD PARTIES.

DATE:	04.20.11	DRAWN BY:	AB
PAGE:	1 OF 2	CHKD BY:	KF
SCALE:	NTS	APRVD BY:	SS
UNIT:	mm [INCH]		



NOTES:
1. THE CATHODE MARK IS ORIENTED TOWARDS THE TAPE SPROCKET HOLE.

<p>*UNLESS OTHERWISE SPECIFIED TOLERANCES PER DECIMAL PRECISION ARE: X=±1 (±0.039), XX=±0.5 (±0.020), XXX=±0.25 (±0.010), XXXX=±0.127 (±0.005). LEAD SIZE=±0.05 (±0.002), LEAD LENGTH=±0.75 (±0.030). MIN= ^{+DECIMAL PRECISION} -0.00, MAX.= ^{-DECIMAL PRECISION}</p>		UNCONTROLLED DOCUMENT	
<p>LUMEX Creating LED and LCD Solutions Together™</p> <p>290 E. HELEN ROAD PALATINE, IL 60067-6976 PHONE: +1.847.359.2790 FAX: +1.847.359.6538 WEB: WWW.LUMEX.COM</p>	3.2mm x 1.6mm PCB SURFACE MOUNT LED, 635nm RED LED, MILKY WHITE DIFFUSED LENS, TAPE & REEL.		DATE: 04.20.11
	THE SPECIFICATIONS MAY CHANGE AT ANY TIME WITHOUT NOTICE DUE TO NEW MATERIALS OR PRODUCT IMPROVEMENT.		DRAWN BY: AB
	CONFIDENTIAL INFORMATION		PAGE: 2 OF 2
	THE INFORMATION CONTAINED IN THIS DOCUMENT IS THE PROPERTY OF LUMEX INC. EXCEPT AS SPECIFICALLY AUTHORIZED IN WRITING BY LUMEX INC., THE HOLDER OF THIS DOCUMENT SHALL KEEP ALL INFORMATION CONTAINED HEREIN CONFIDENTIAL AND SHALL PROTECT SAME IN WHOLE OR IN PART FROM DISCLOSURE AND DISSEMINATION TO ALL THIRD PARTIES.		CHKD BY: KF
		SCALE: NTS	APRVD BY: SS
		UNIT: mm [INCH]	