

Excellent Integrated System Limited

Stocking Distributor

Click to view price, real time Inventory, Delivery & Lifecycle Information:

[Laird Technologies EMI](#)
[0097052102](#)

For any questions, you can email us directly:

sales@integrated-circuit.com



- 1. 97-521.1 PIERCE, SLOT & FORM DIE
- 2. CUT TO LENGTH
- 3. DEGREASE
- 4. H.T. (OVEN)

- 5. FINAL INSPECTION
- 6. STOCK
- 7. FINISH (AS REQ'D)
- 8. FINAL INSP.
- 9. SHIPPING

7. 97-521.3 A - HY 7.15 FIBRENT, PPHHXK

OP'S REVISED FINISH TABLE REMOVED K.D. 9-21-81	DETAIL ADDED TA 3/24/82	TENSILE STRENGTH ADDED MATERIAL E.C.O.O.Z. K.D. 1-25-83	4 1062 WAS 040 OPS & G-9 ADDED PATENT NO 4 STICKY FINGERS ADDED K.D. 3-27-83	5 10°-20° WAS 01-20. K.D. 5-11-83	6 TOOL NUMBER ADDED TO OP #7 TA	7 6-23-83	8 500 G. LOAD, WAS 200 G. LOAD, H 1-11-83	9 ADDED 25' 2 1/2" ± 2" NOTE - LCN 10510 TA 2-3-87	10 ECO-E 5167 ADDED .030 MIN DIM. 2° NOTE 8/22/05	11 ECO-ES429 REMOVED 2° NOTE SDR 5/31/06 EWS 6-1-06
--	-------------------------------	--	---	--	--	--------------	---	--	---	---

0097-D-0521

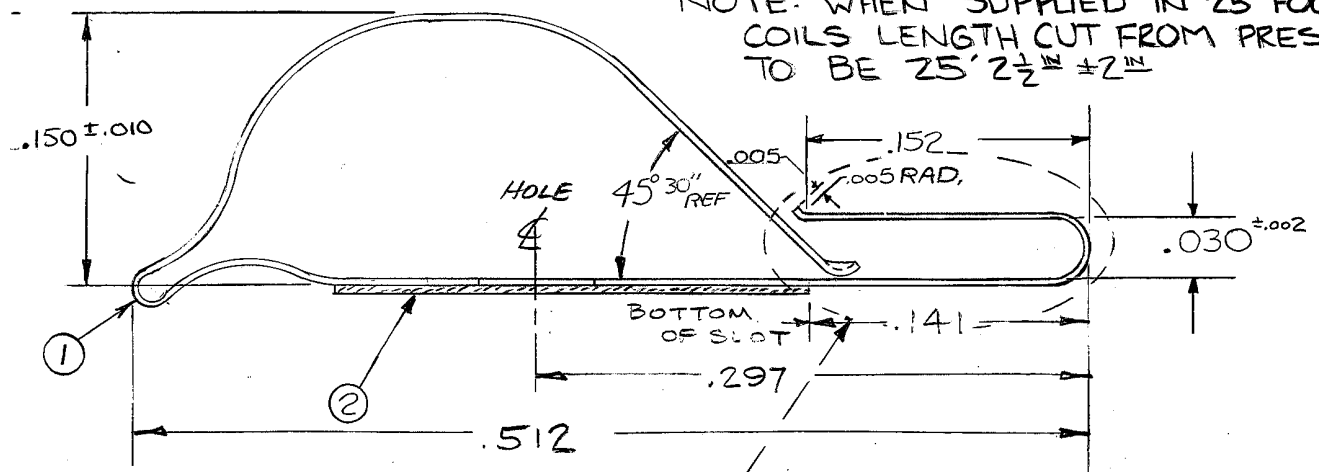
TOL. UNLESS
OTHERWISE SPEC.
DEC. ±.005
FRACT. ±.005
ANGLES ±

ECO-ES542
ADDED 1150 DIM
ADD 10/17/06
EWS 10-19-06
12

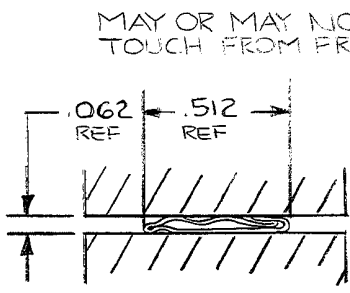
PATENT NO. 3504095
STICKY FINGERS®

REFER TO 97-D-520 FOR ALL SPECIFICATIONS NOT SHOWN

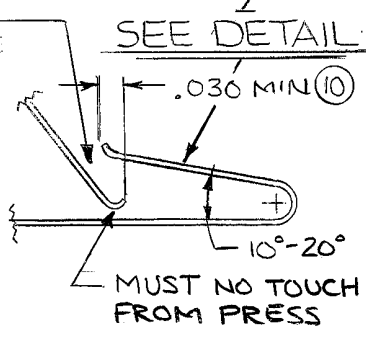
NOTE: WHEN SUPPLIED IN 25 FOOT
COILS LENGTH CUT FROM PRESS
TO BE 25' 2 1/2" ± 2"



MAKE IN 16" LENGTHS
H.T. TO DPH 373 MIN
USING 500 GRAM LOAD
THICKNESS AFTER CLEANING .00265 MIN.
FINISH AS REQUIRED

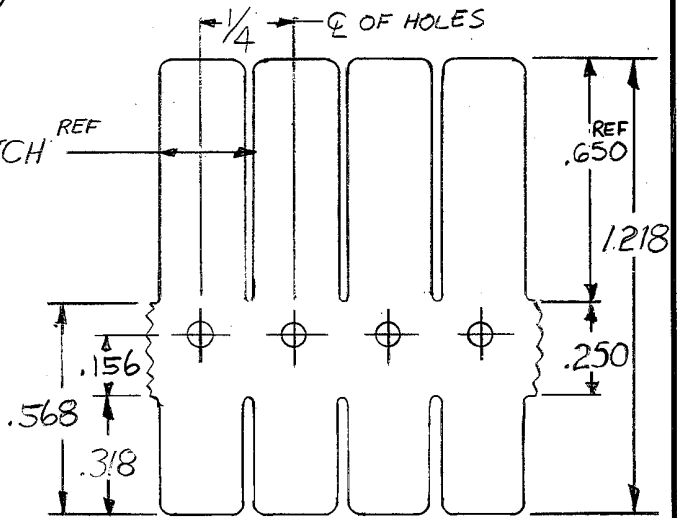


MAY OR MAY NOT
TOUCH FROM PRESS



SEE DETAIL

MUST NO TOUCH
FROM PRESS



FLAT BLANK — SCALE 2:1

② SEE DWG 97-D-446 - 1/4 WIDE PRESSURE SENSITIVE TAPE

CUT 1/4 INCH SPECIMEN ACROSS STRIP, BEND 90° WITH WIPING
MOTION AROUND .125 DIA PIN. WHEN RELEASED, THE RADIUS
OF BEND SHALL BE BETWEEN .090-.100 OR TENSILE STRENGTH 70,000-80,000
PSI

MATERIAL: ① ±.0001
 ② ±.003
 ③ ±.003
 ④ BE. CU. STRIP #25 ALLOY - 1/4 HARD

INSTRUMENT SPECIALTIES COMPANY, Inc. LITTLE FALLS, NEW JERSEY		LBS/M 22.0	DOUBLE FOLDED SHEILDING STRIP
DRAWN BY T.A.		DATE 5/28/81	REF. DWG. 97-D-520
APPROVED [Signature]		DATE 7-9-81	DWG. NO. 0097-D-0521
SCALE 2:1 10:1		SUB 12	