Excellent Integrated System Limited

Stocking Distributor

Click to view price, real time Inventory, Delivery & Lifecycle Information:

Molex Connector Corporation
0752374134

For any questions, you can email us directly:
sales@integrated-circuit.com

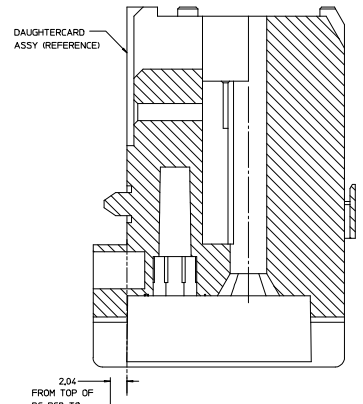

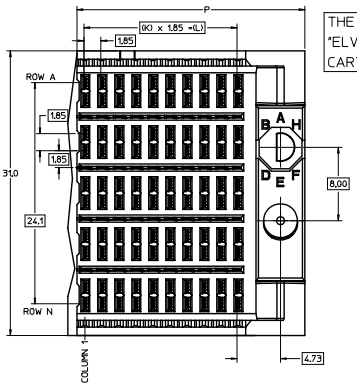

THE PRIMARY CARTON WITH A LABEL STATING "ELV AND RoHS COMPLAINT" IS LEAD FREE. CARTONS WITHOUT THIS LABEL MAY CONTAIN LEAD.

BACKPLANE HOLE PATTERN (COMPONENT SIDE-10 POS SHOWN)

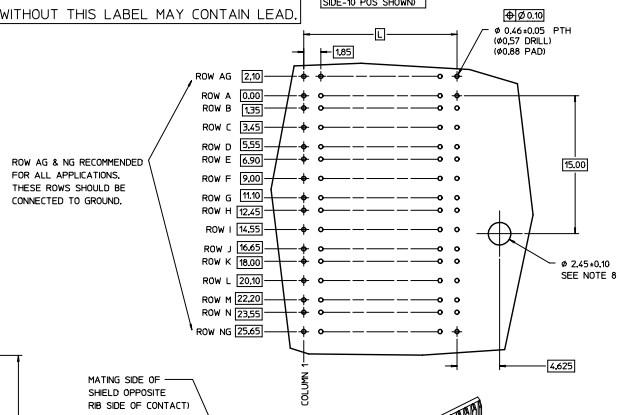

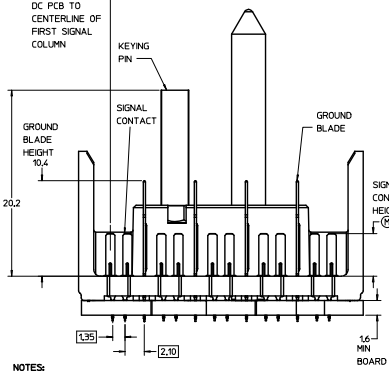

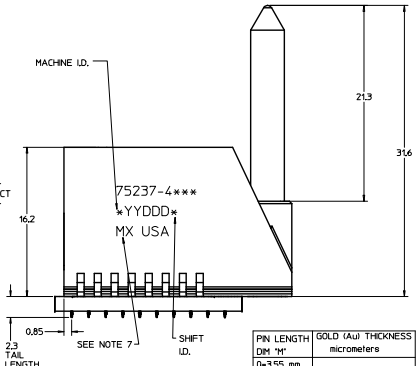

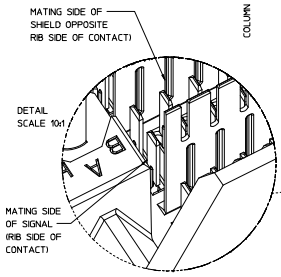

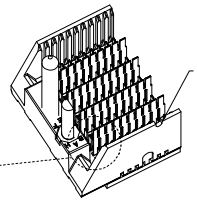

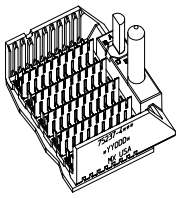

P/N 75237-( )	-**0* D	-**1* A	-**2* B	-**3* C	-**4* D	-**5* E	-**6* F	-**7* G	-**8* H
KEYING PIN ORIENTATION									

NOTES:
1. MATERIAL: HOUSING - LIQUID CRYSTAL POLYMER (LCP) GLASS-FILLED. UL 94V-0, COLOR - GRAY. SIGNAL CONTACT AND GROUND BLADE - HIGH PERFORMANCE COPPER ALLOY.
2. FINISHES: SELECTIVE GOLD (Au) ON CONTACT AREA. SELECTIVE MATTE TIN (Sn) ON PCB TAILS, NICKEL (Ni) OVERALL.
3. THIS PART CONFORMS TO MOLEX PRODUCT SPECIFICATION PS-75221-999.
4. FOR MIXED CONTACT MATING LENGTHS CONSULT MOLEX FOR AVAILABILITY. CONTACT PAIRS MUST BE THE SAME LENGTH.
5. FOR SPECIFIC PART NUMBER AND MATING INFORMATION PLEASE REFER TO CHART.
6. PACKAGE PER PK-70873-565.
7. EITHER MARK PART NUMBER AND DATE CODE APPROXIMATELY WHERE SHOWN, ON EITHER SIDE OF THE PART, OR PLACE A LABEL ON THE TUBE.
8. OPTIONAL HOLE LOCATION FOR GROUNDED GUIDE PIN OR ADDITIONAL GUIDE PIN SUPPORT. FOR GROUNDED GUIDE PIN, HOLE TO BE PLATED. DRILL SIZE Ø2,58, PAD SIZE Ø5,50
9. THESE PARTS CONFORM TO MOLEX COSMETIC SPECIFICATION PS-45499-002 CLASS B.
10. MAPS (MOLEX ADVANCED PLATING SYSTEM).

MODULE ORIENTATION
4= RIGHT
COLUMN
1 = 10 COL
2 = 25 COL
75237-4***
KEYING ORIENTATION (SEE TABLE)

PIN LENGTH DIM "M"	GOLD (Au) THICKNESS micrometers
0=3,55 mm	0,25 (MAPS)
1=4,55 mm	
2=5,55 mm	
3=3,55 mm	0,76
4=4,55 mm	
5=5,55 mm	
7=3,55 mm	1,27
8=4,55 mm	
9=5,55 mm	

PART NUMBER TABLE				
ASSY PART NO.	K	L	P	TOTAL NO. OF DIFFERENTIAL PAIRS
75237-41**	9	16,65	24,78	50
75237-42**	24	44,40	52,53	125

LEAD-FREE PLATING

REV TO LEAD-FREE
EC No: UCP2013-0690
DRAWNGES 2012/09/06
CHK:DSMOLEE 2012/09/07
APPR:SMILLER 2012/12/05
REV DESCRIPTION
C

QUALITY SYMBOLS
=0
=0
=0

GENERAL TOLERANCES (UNLESS SPECIFIED)

	mm	INCH
4 PLACES	± ---	± ---
3 PLACES	± ---	± ---
2 PLACES	± 0,25	± ---
1 PLACE	± 0,38	± ---
0 PLACE	±	±

ANGULAR ±1/2°
DRAFT WHERE APPLICABLE MUST REMAIN WITHIN DIMENSIONS

DIMENSION STYLE: MM ONLY
SCALE: 5:1
DESIGN UNITS: METRIC
THIRD ANGLE PROJECTION

		DATE
DRAWN BY	NMARTIN	2004/03/16
CHECKED BY	SREED	2004/03/16
APPROVED BY	CBIXLER	2004/03/16

TITLE: GBX 5-PAIR LF RIGHT END BACKPLANE SALES ASSEMBLY

molex

MATERIAL NO.: SEE CHART
DOCUMENT NO.: SD-75237-410
SHEET NO.: 1 OF 1
SIZE: D

THIS DRAWING CONTAINS INFORMATION THAT IS PROPRIETARY TO MOLEX INCORPORATED AND SHOULD NOT BE USED WITHOUT WRITTEN PERMISSION

tb_frame_D_P_AM_T
Rev. G 2012/01/11