

Excellent Integrated System Limited

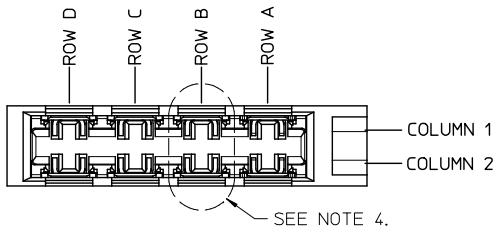
Stocking Distributor

Click to view price, real time Inventory, Delivery & Lifecycle Information:

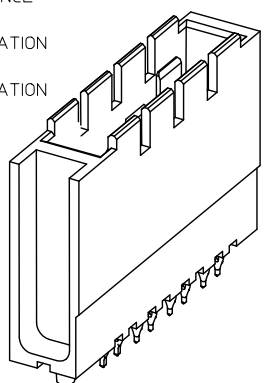
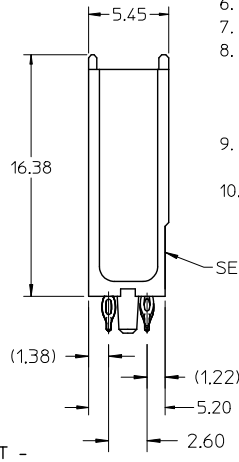
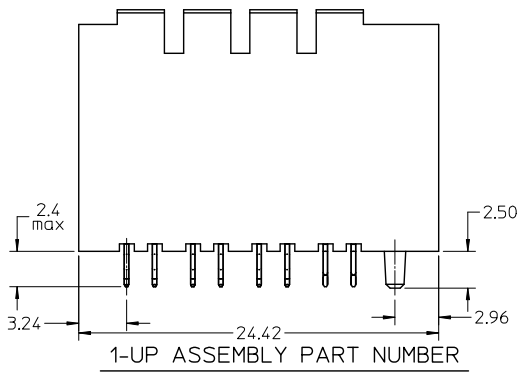
[Molex Connector Corporation](#)
[0753416446](#)

For any questions, you can email us directly:
sales@integrated-circuit.com

10 9 8 7 6 5 4 3 2 1



- NOTES:
1. MATERIALS: HOUSING - LIQUID CRYSTAL POLYMER (LCP), UL 94V-0, GRAY; CONTACT - COPPER ALLOY.
 2. FINISH: SELECT GOLD IN CONTACT AREA, 50 MICROINCH THICK, MATTE TIN IN COMPLIANT AREA.
 3. PACKAGING PER PK-70873-562.
 4. CONTACTS IN EACH ROW HAVE THE SAME WIPE LENGTH.
 5. BACKPLANE ASSEMBLY MATES WITH DAUGHTERCARD POWER MODULE 75292-4***.
 6. PART SHOWN IS 75343-4467 (SHEET 4).
 7. SEE OTHER SHEETS FOR ADDITIONAL NOTES.
 8. WHEN INSERTING OPEN SIGNAL MODULES NEXT TO COLUMN 1 SIDE OF POWER MODULES, SIGNAL MODULES MUST BE INSERTED BEFORE THE POWERS TO AVOID INTERFERENCE BETWEEN THE TWO CONNECTOR HOUSINGS.
 9. THESE PARTS CONFORM TO MOLEX PRODUCT SPECIFICATION PS-75221-999.
 10. THESE PARTS CONFORM TO MOLEX COSMETIC SPECIFICATION PS-45499-002 CLASS B.



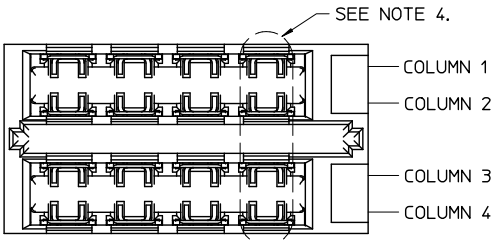
1-UP ASSEMBLY PART NUMBER
7 5 3 4 1 - A B C D
 - MATTE TIN (FORMERLY TIN/LEAD) PLATED PRODUCT -
 FOR EACH ROW LOCATION A, B, C, D:
 0 = VOID
 4 = 4.5 mm WIPE
 6 = 6.0 mm WIPE
 7 = 7.5 mm WIPE
 - MATTE TIN PLATED PRODUCT -
 FOR EACH ROW LOCATION A, B, C, D:
 0 = VOID
 2 = 4.5 mm WIPE
 3 = 6.0 mm WIPE
 5 = 7.5 mm WIPE

THE PRIMARY CARTON WITH A LABEL STATING "ELV AND RoHS COMPLIANT" IS LEAD FREE. CARTONS WITHOUT THIS LABEL MAY CONTAIN LEAD.

LEAD FREE CONVERSION EC NO: UCP2013-2305 2012/12/07 DRINKWATER 2012/12/07 CHKHMOLLE 2012/12/07 APPRSWILLER 2012/12/17	QUALITY SYMBOLS	GENERAL TOLERANCES (UNLESS SPECIFIED)	DIMENSION STYLE	SCALE	DESIGN UNITS	THIRD ANGLE PROJECTION
	▽=0	mm INCH	MM ONLY	4:1	METRIC	
	▽=0	4 PLACES ± --- ± ---	DRAWN BY	DATE	TITLE	
	▽=0	3 PLACES ± --- ± ---	ELO	2006/04/06	GBX 4 PAIR BACKPLANE POWER SALES ASSEMBLY	
▽=0	2 PLACES ± 0.13 ± ---	CHECKED BY	DATE			
	1 PLACE ± 0.25 ± ---	ELO	2005/02/22			
	0 PLACE ± ±	APPROVED BY	DATE			
	ANGULAR ± --- °	JB INGHAM	2010/09/20			
	DRAFT WHERE APPLICABLE MUST REMAIN WITHIN DIMENSIONS	MATERIAL NO.	SEE CHART	DOCUMENT NO.	SD-75341-001	SHEET NO. 1 OF 4
		SIZE	B	THIS DRAWING CONTAINS INFORMATION THAT IS PROPRIETARY TO MOLEX INCORPORATED AND SHOULD NOT BE USED WITHOUT WRITTEN PERMISSION		

10 9 8 7 6 5 4 3 2 1

10 9 8 7 6 5 4 3 2 1



2-UP ASSEMBLY PART NUMBER

7 5 3 4 2 - A B C D

- MATTE TIN (FORMERLY TIN LEAD) PLATED PRODUCT -

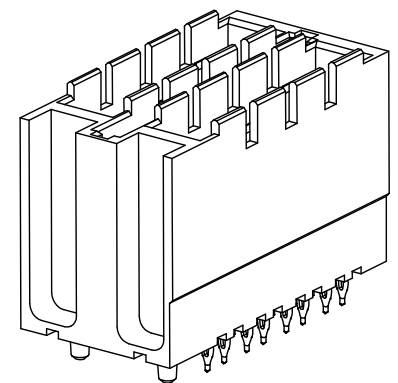
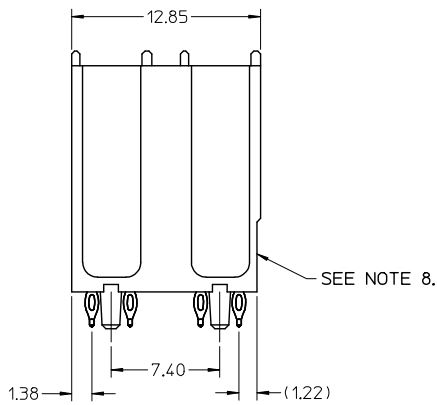
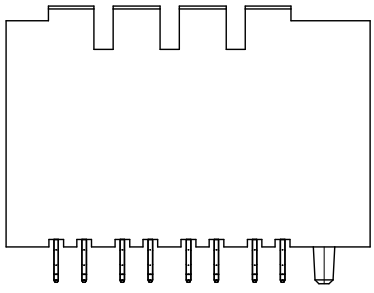
FOR EACH ROW LOCATION A, B, C, D:

- 0 = VOID
- 4 = 4.5 mm WIPE
- 6 = 6.0 mm WIPE
- 7 = 7.5 mm WIPE

- MATTE TIN PLATED PRODUCT -

FOR EACH ROW LOCATION A, B, C, D:

- 0 = VOID
- 2 = 4.5 mm WIPE
- 3 = 6.0 mm WIPE
- 5 = 7.5 mm WIPE

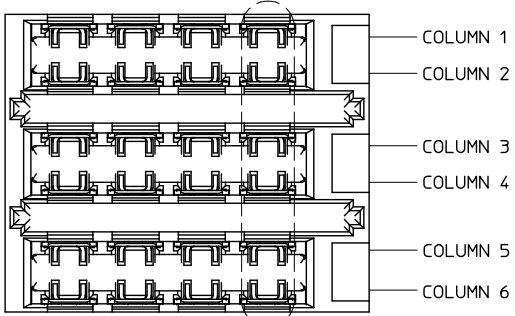


SEE SHEET 1 FOR ADDITIONAL INFORMATION
CHECK WITH PRODUCT MANAGER FOR AVAILABILITY

LEAD FREE CONVERSION EC NO: UCP2013-2305 DT: DRINKWATER 2012/11/07 CHKD: MOLE 2012/11/07 APPR: SMILLER 2012/11/17	QUALITY SYMBOLS = 0 = 0 = 0	GENERAL TOLERANCES (UNLESS SPECIFIED)		DIMENSION STYLE		SCALE	DESIGN UNITS	THIRD ANGLE PROJECTION	
				MM ONLY		4:1	METRIC		
				DRAWN BY DATE		TITLE			
				CHECKED BY DATE		GBX 4 PAIR BACKPLANE POWER SALES ASSEMBLY			
		APPROVED BY DATE		MATERIAL NO.		DOCUMENT NO.		SHEET NO.	
		JBI INGHAM 2010/09/20		SEE CHART		SD-75341-001		2 OF 4	
		ANGULAR ±---° DRAFT WHERE APPLICABLE MUST REMAIN WITHIN DIMENSIONS		THIS DRAWING CONTAINS INFORMATION THAT IS PROPRIETARY TO MOLEX INCORPORATED AND SHOULD NOT BE USED WITHOUT WRITTEN PERMISSION					

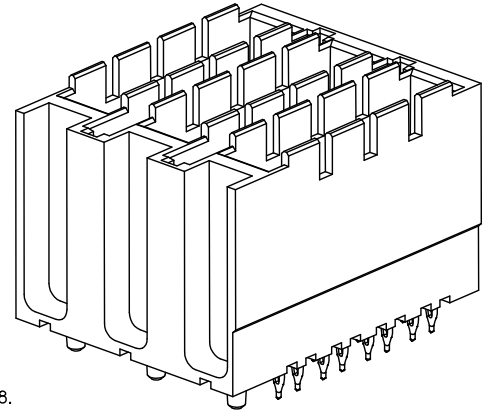
9 8 7 6 5 4 3 2 1

10 9 8 7 6 5 4 3 2 1

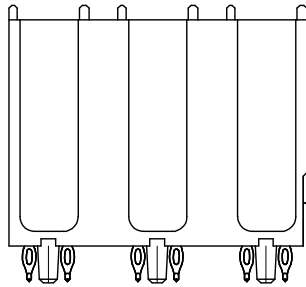
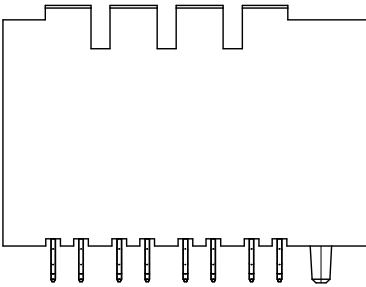


3-UP ASSEMBLY PART NUMBER

7 5 3 4 3 - A B C D
 - MATTE TIN (FORMERLY TIN LEAD) PLATED PRODUCT -
 FOR EACH ROW LOCATION A, B, C, D:
 0 = VOID
 4 = 4.5 mm WIPE
 6 = 6.0 mm WIPE
 7 = 7.5 mm WIPE
 - MATTE TIN PLATED PRODUCT -
 FOR EACH ROW LOCATION A, B, C, D:
 0 = VOID
 2 = 4.5 mm WIPE
 3 = 6.0 mm WIPE
 5 = 7.5 mm WIPE



SEE NOTE 4.

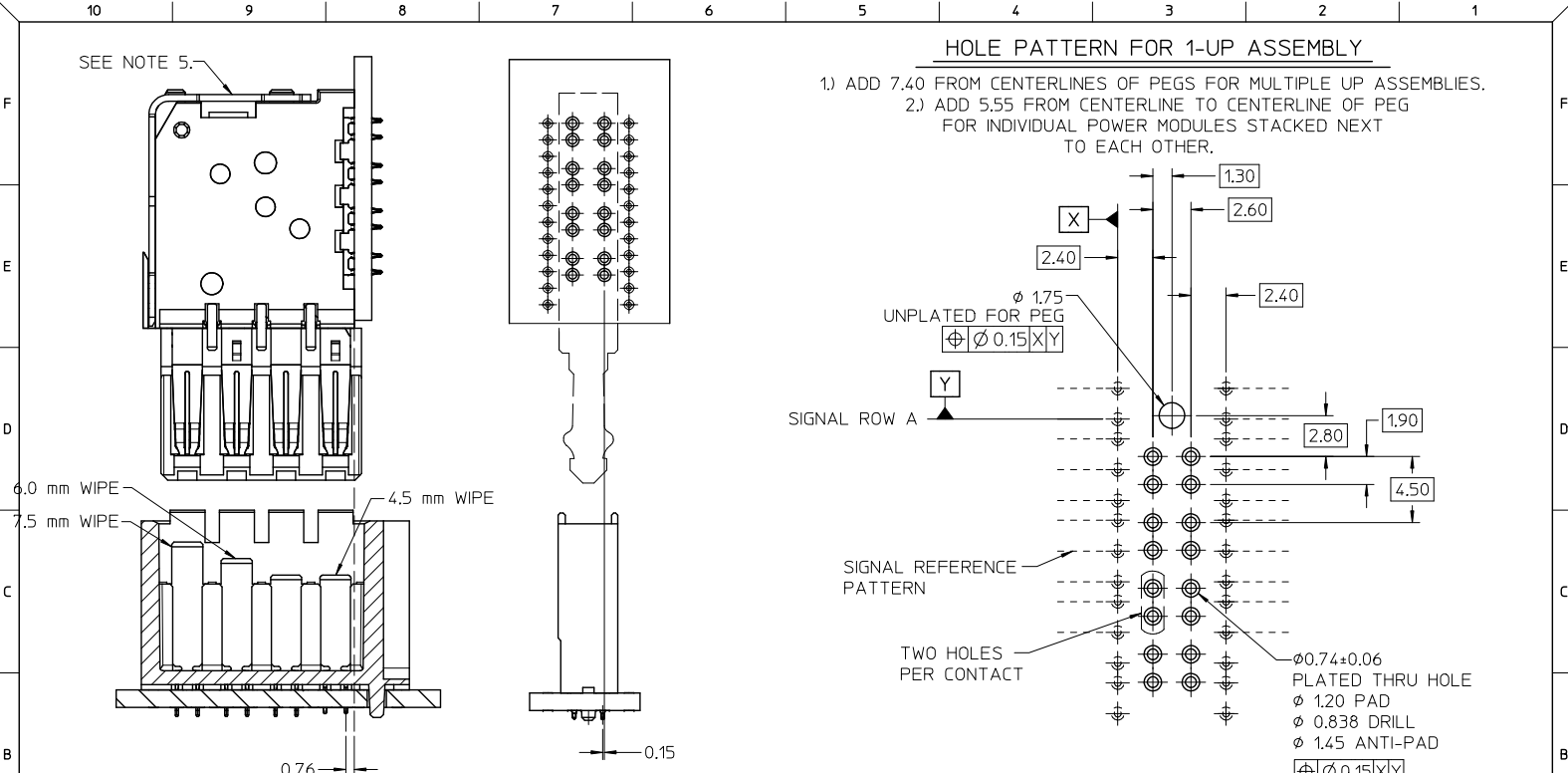


14.80

SEE SHEET 1 FOR ADDITIONAL INFORMATION
 CHECK WITH PRODUCT MANAGER FOR AVAILABILITY

LEAD FREE CONVERSION EC NO: UCP2013-2305 DRAWN BY: DRUMHUPPLE CHECKED BY: CHICKMOLLE APPR: SMILLER 2012/12/07 2012/12/07 2012/12/17	QUALITY SYMBOLS	GENERAL TOLERANCES (UNLESS SPECIFIED)		DIMENSION STYLE MM ONLY		SCALE 4:1	DESIGN UNITS METRIC	THIRD ANGLE PROJECTION
	▽=0	4 PLACES	±	---	±	---	DRAWN BY ELO	DATE 2006/04/06
	▽=0	3 PLACES	±	---	±	---	CHECKED BY ELO	DATE 2005/02/22
	▽=0	2 PLACES	±	0.13	±	---	APPROVED BY JBINGHAM	DATE 2010/09/20
		1 PLACE	±	0.25	±	---		
		0 PLACE	±		±			
		ANGULAR ±---°		MATERIAL NO.		DOCUMENT NO.		SHEET NO.
		DRAFT WHERE APPLICABLE MUST REMAIN WITHIN DIMENSIONS		SEE CHART		SD-75341-001		3 OF 4
				SIZE B		THIS DRAWING CONTAINS INFORMATION THAT IS PROPRIETARY TO MOLEX INCORPORATED AND SHOULD NOT BE USED WITHOUT WRITTEN PERMISSION		

9 8 7 6 5 4 3 2 1



- HOLE PATTERN FOR 1-UP ASSEMBLY**
- 1) ADD 7.40 FROM CENTERLINES OF PEGS FOR MULTIPLE UP ASSEMBLIES.
 - 2) ADD 5.55 FROM CENTERLINE TO CENTERLINE OF PEG FOR INDIVIDUAL POWER MODULES STACKED NEXT TO EACH OTHER.

LEAD FREE CONVERSION EC NO: UCP2013-2305 DRAWN BY: CHENHUIPIE CHECKED BY: CHENWOLFE APPROVED BY: APPR:SMILLER	QUALITY SYMBOLS □=0 ▽=0 ▽=0	GENERAL TOLERANCES (UNLESS SPECIFIED)		DIMENSION STYLE MM ONLY		SCALE 4:1	DESIGN UNITS METRIC	THIRD ANGLE PROJECTION
		4 PLACES ± --- ± --- 3 PLACES ± --- ± --- 2 PLACES ± 0.13 ± --- 1 PLACE ± 0.25 ± --- 0 PLACE ± ±	mm INCH ± --- ± --- ± --- ± --- ± --- ± --- ± --- ± ---	DRAWN BY ELO	DATE 2006/04/06	TITLE GBX 4 PAIR BACKPLANE POWER SALES ASSEMBLY		
DRAFT WHERE APPLICABLE MUST REMAIN WITHIN DIMENSIONS		ANGULAR ± --- °		MATERIAL NO. SEE CHART		DOCUMENT NO. SD-75341-001		SHEET NO. 4 OF 4
THIS DRAWING CONTAINS INFORMATION THAT IS PROPRIETARY TO MOLEX INCORPORATED AND SHOULD NOT BE USED WITHOUT WRITTEN PERMISSION								