

Excellent Integrated System Limited

Stocking Distributor

Click to view price, real time Inventory, Delivery & Lifecycle Information:

[Molex Connector Corporation](#)
[0755455100](#)

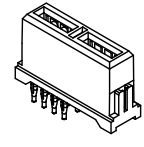
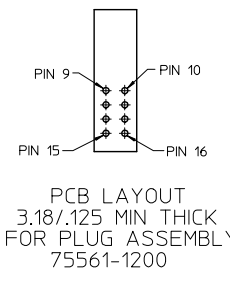
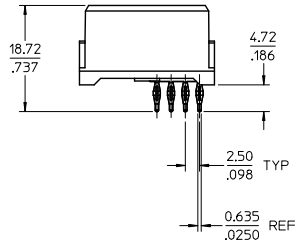
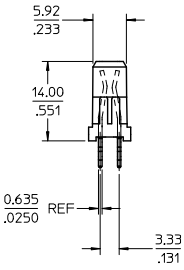
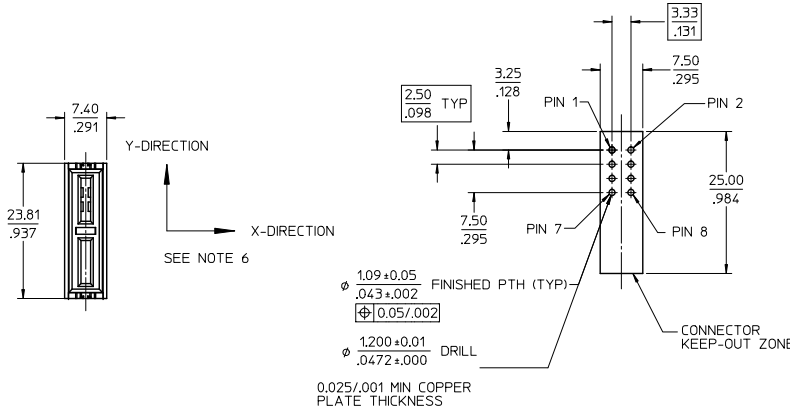
For any questions, you can email us directly:

sales@integrated-circuit.com

PART NUMBER	PLATING
75545-5100	30μ INCH MIN SELECT HARD GOLD IN CONTACT AREA WITH 100μ INCH MIN SELECT TIN IN TAIL AREA OVER 50μ INCH MIN NICKEL OVERALL

NOTES:

- MATERIALS:
- HOUSING: 30% GLASS FILLED, LCP 94V-0, COLOR: BLACK.
- TERMINALS: COPPER ALLOY.
PLATING: PER ES-88 - SEE CHART
LUBRICATION: EB1 IN CONTACT AREA.
- SEE CHART FOR REFERENCE DOCUMENTS.
- RECEPTACLE MATES WITH PLUG ASSEMBLIES: 75561-5100, 75561-5101, 75561-1510, 75561-1511, 75561-5200, 75561-5201, 75561-1520 & 75561-1521
- AVERAGE INSERTION FORCE INTO PCB IS 8.2 Kg/18 LBS PER TAIL.
- MODULE ASSEMBLY IS RoHS COMPLIANT.
- GATHERABILITY: ±0.65/.026 X-DIRECTION
±1.30/.051 Y-DIRECTION
- TERMINAL RETENTION INTO HOUSING 0.50 LB.



REFERENCE DOCUMENTS	
PS-75431-999	PRODUCT SPECIFICATION: PERFORMANCE AND RATINGS
SD-75541-***	MODULE CONFIGURATION DRAWING
AS-75541-0000	APPLICATION SPECIFICATION

REMOVED PAN FROM CHART EC NO: UCP2014-1914 DRAWN: JUILLES 2013/10/31 CHK: BHANDRA 2013/05/11 APPR: APATEL 2013/11/17	QUALITY SYMBOLS ▽=0 ▽=0 ▽=0	GENERAL TOLERANCES (UNLESS SPECIFIED)	DIMENSION STYLE MM/IN	SCALE 2:1	DESIGN UNITS METRIC	THIRD ANGLE PROJECTION
		4 PLACES ± --- ± --- 3 PLACES ± --- ± .008 2 PLACES ± 0.20 ± .013 1 PLACE ± 0.33 ± --- ANGULAR ± 1/2°	DRAWN BY AD RATNOL	DATE 2005/04/19	TITLE POWER DOCK SR. 40 AMP MODULE RECEPTACLE	
		DRAFT WHERE APPLICABLE MUST REMAIN WITHIN DIMENSIONS	CHECKED BY M DATA	DATE 2005/04/19	MATERIAL NO. SD-75545-101	
A5	REV	SIZE C	SEE CHART		DOCUMENT NO. SD-75545-101	SHEET NO. 1 OF 1