Excellent Integrated System Limited

Stocking Distributor

Click to view price, real time Inventory, Delivery & Lifecycle Information:

Molex Connector Corporation
0757571241

For any questions, you can email us directly:
sales@integrated-circuit.com

CUSTOMER SHROUD DESIGN DETAILS

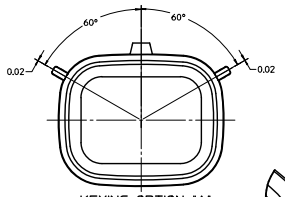

KEYING OPTION "A"
SUGGESTED COLOR: BLACK

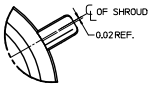

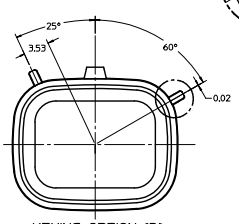

KEYING OPTION "B"
SUGGESTED COLOR: GREY

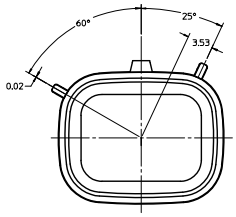

KEYING OPTION "C"
SUGGESTED COLOR: BROWN

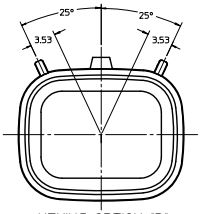

KEYING OPTION "D"
SUGGESTED COLOR: GREEN

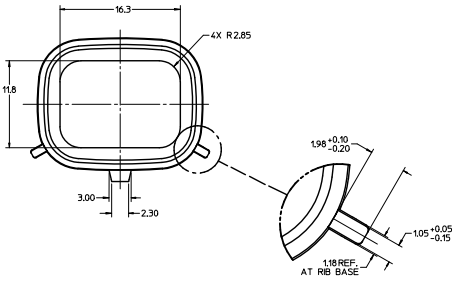

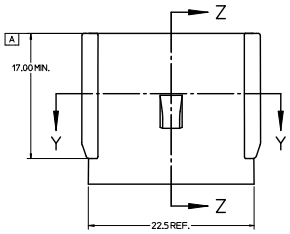

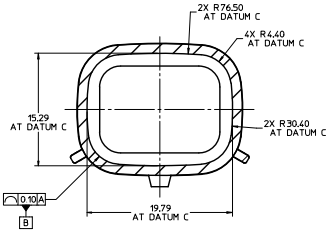

SECTION Y-Y

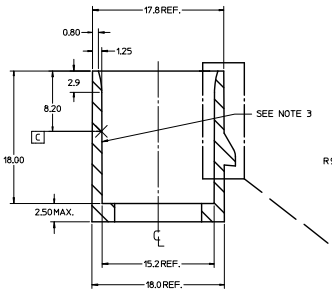

SECTION Z-Z

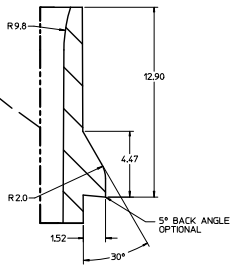

NOTES:

1. REFER TO MOLEX SALES DRAWING SD-75757-002 FOR THE HEADER ASSEMBLY PRODUCT DETAILS AND RECOMMENDED PCB LAYOUT.
2. KEYING OPTIONS A-D AND SUGGESTED COLORS COMPLY TO THE POLARIZATION STANDARDS ESTABLISHED FOR MATING WITH A MX150 FEMALE CONNECTOR.
3. INTERIOR SHROUD SURFACE MUST BE FREE OF DEFECTS AND PARTING LINES ALL AROUND TO ENSURE PROPER SEALING OF THE MATING MX150 FEMALE CONNECTOR.
4. A FULL SHROUD ON THE MATING CONNECTOR IS REQUIRED TO INSURE THE HEADER SHROUD POLARIZATION FEATURES (OPTIONS A-D) WILL FUNCTION PROPERLY. THE FULL SHROUD ALSO PREVENTS SCOOP DAMAGE TO THE HEADER CONTACTS.
5. PERMISSIBLE DRAFT ANGLE 0.25° MAXIMUM.
6. RADII ON ALL CORNERS SHOWN SHARP OR ALL UNSPECIFIED RADII 0.25 EXCEPT AS NOTED.
7. DIMENSIONS SHOWN ABOUT A CENTERLINE ARE SYMMETRICAL ABOUT THAT CENTERLINE WITHIN HALF THE SPECIFIED TOLERANCE.

REV	DESCRIPTION	
D	ADDED REC ASSY VIEW	2011/03/07
	EC NO: UCP2011-2660	2011/03/04
	DRWN: CROSCA	
	CHKD:	
	APPR: KOMERCI	

QUALITY SYMBOLS: ▼=0, ▽=0

GENERAL TOLERANCES (UNLESS SPECIFIED)

	mm	INCH
4 PLACES	± ---	± ---
3 PLACES	± ---	± ---
2 PLACES	± 0.01	± ---
1 PLACE	± 0.2	± ---
ANGULAR ±1/2°		

DRAFT WHERE APPLICABLE MUST REMAIN WITHIN DIMENSIONS

DIMENSION STYLE		SCALE	DESIGN UNITS
MM ONLY		4:1	METRIC

THIRD ANGLE PROJECTION

DRAWN BY	TMCCLELL	DATE 2006/04/12
CHECKED BY	TMCCLELL	DATE 2006/04/12
APPROVED BY	BANAKIS	DATE 2006/04/13

TITLE: APPLICATION SPEC 2X4 MX150 HEADER SHROUD DETAILS

molex MOLEX INCORPORATED

MATERIAL NO. 75757-2040 | DOCUMENT NO. AS-75757-204 | SHEET NO. 1 OF 2

SIZE D

THIS DRAWING CONTAINS INFORMATION THAT IS PROPRIETARY TO MOLEX INCORPORATED AND SHOULD NOT BE USED WITHOUT WRITTEN PERMISSION

tb_frame_D_P_AM_T
Rev. D 2004/06/28

NOTES:
1. ADHERENCE TO THE HEADER APPLICATION DETAILS IS IMPERATIVE TO ENSURE PROPER SHROUD SEALING AND CONTACT ALIGNMENT WHEN MATED WITH A MX150 FEMALE CONNECTOR.

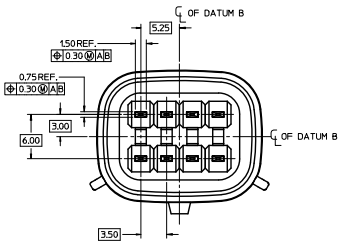

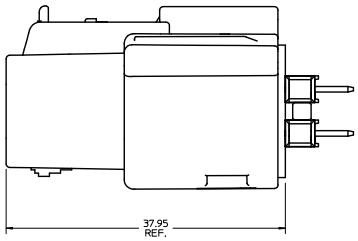

CONNECTOR ASSEMBLY

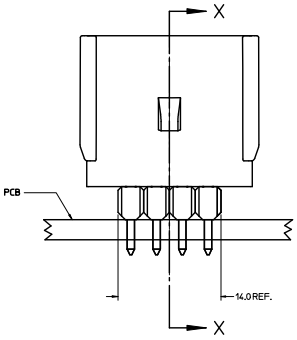

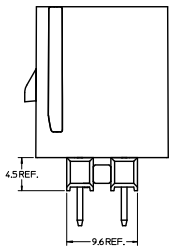

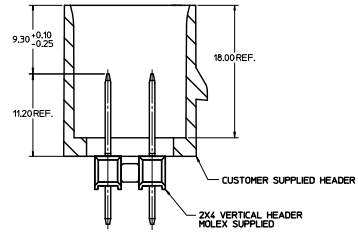

SECTION X-X

HEADER APPLICATION DETAILS

SEE SHEET 1	QUALITY SYMBOLS	GENERAL TOLERANCES (UNLESS SPECIFIED)	DIMENSION STYLE MM ONLY	SCALE 4:1	DESIGN UNITS METRIC	THIRD ANGLE PROJECTION	
EC NO: UCP2011-2680 2011/03/04	▼=0	mm / INCH	DRAWN BY TMCCLELL 2006/04/12	TITLE APPLICATION SPEC 2X4 MX150 HEADER SHROUD DETAILS			
DRWN: ADROSCA 2011/03/07	▽=0	4 PLACES ± --- / ± ---	CHECKED BY TMCCLELL 2006/04/12				
CHKD:		3 PLACES ± --- / ± ---	APPROVED BY BANAKIS 2006/04/13				
APPR: KOMERCI		2 PLACES ± 0.01 / ± ---	MATERIAL NO. 75757-2040	DOCUMENT NO. AS-75757-204	SHEET NO. 2 OF 2		
DESCRIPTION		1 PLACE ± 0.2 / ± ---	SIZE D	MOLEX INCORPORATED			
REV D		ANGULAR ±1/2°					
		DRAFT WHERE APPLICABLE MUST REMAIN WITHIN DIMENSIONS					

THIS DRAWING CONTAINS INFORMATION THAT IS PROPRIETARY TO MOLEX INCORPORATED AND SHOULD NOT BE USED WITHOUT WRITTEN PERMISSION

tb_frame_D_P_AM_T Rev. D 2004/06/28

Distributor of Molex Connector Corporation: Excellent Integrated System Limited
Datasheet of 0757571241 - CONN HEADER 2X4 VERT BRKWAY GOLD
Contact us: sales@integrated-circuit.com Website: www.integrated-circuit.com

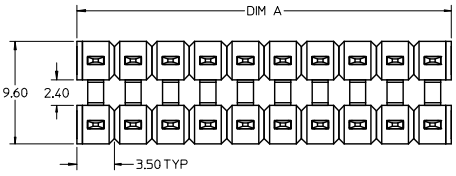

NOTES:
1. TERMINAL MAT'L: ALLOY C26000, CARTRIDGE BRASS
2. WAFER MAT'L: 30% GLASS FILLED LCP, 94V-0, COLOR BLACK.
3. TERMINAL PLATING:
   OPTION 4 - 1.5µm MIN MATTE TIN OVERALL OVER 1.25µm NICKEL OVERALL
   OPTION 1 - 2.5µm MIN MATTE TIN OVERALL OVER 1.25µm NICKEL OVERALL
   OPTION 2 - 1.25µm NICKEL OVERALL 2.5µm MIN SELECT MATTE TIN PC TAIL AREA 0.05-0.25µm SELECT GOLD CONTACT AREA
   OPTION 3 - 1.25µm NICKEL OVERALL 2.5µm MIN SELECT MATTE TIN PC TAIL AREA 0.75µm SELECT GOLD CONTACT AREA
4. HEADER ASSEMBLIES ARE TUBE PACKAGED PER PK-36518-340.

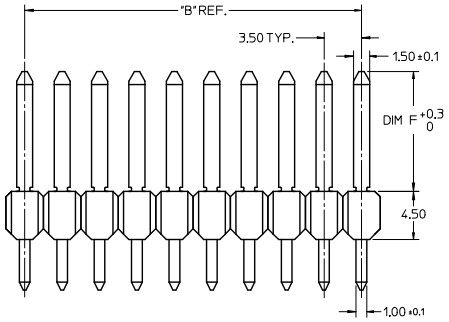

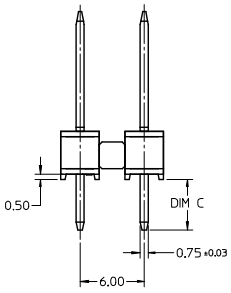

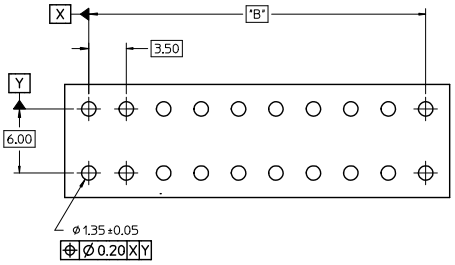

RECOMMENDED PCB LAYOUT

PK SPEC UPDATED	EC NO: 12016-0115	2016/05/16	
	DRWN:BR02	2016/06/03	
	CHKD:		
	APPR:KPRASAD		
DESCRIPTION			
REV			

QUALITY SYMBOLS: =0, =0, =0

GENERAL TOLERANCES (UNLESS SPECIFIED)

	mm	INCH
4 PLACES	± ---	± ---
3 PLACES	± ---	± ---
2 PLACES	± 0.13	± ---
1 PLACE	± 0.25	± ---
0 PLACE	±	±
ANGULAR ±1/2°		

DRAFT WHERE APPLICABLE MUST REMAIN WITHIN DIMENSIONS

DIMENSION STYLE: MM ONLY
SCALE: 4:1
DESIGN UNITS: METRIC
THIRD ANGLE PROJECTION

		DATE
DRAWN BY	TMCCLELL	1/18/05
CHECKED BY	TMCCLELL	1/18/05
APPROVED BY	BANAKIS	1/18/05

TITLE: MX150 DUAL ROW UNSHROUDED VERTICAL HEADER ASSEMBLY

molex

MATERIAL NO.: SEE CHART
DOCUMENT NO.: SD-75757-002
SHEET NO.: 1 OF 2
SIZE: A2

THIS DRAWING CONTAINS INFORMATION THAT IS PROPRIETARY TO MOLEX INCORPORATED AND SHOULD NOT BE USED WITHOUT WRITTEN PERMISSION

tb_frame_A2_P_AM_T
Rev. G 2012/01/11

Distributor of Molex Connector Corporation: Excellent Integrated System Limited
Datasheet of 0757571241 - CONN HEADER 2X4 VERT BRKWAY GOLD
Contact us: sales@integrated-circuit.com Website: www.integrated-circuit.com

CKT SIZE	PLATING OPTION	MATERIAL NUMBER	"C" DIM	"F" DIM	MATERIAL NUMBER	"C" DIM	"F" DIM	MATERIAL NUMBER	"C" DIM	"F" DIM	MATERIAL NUMBER	"C" DIM	"F" DIM	"A" DIM	"B" DIM
2 x 2	1	75757-6121	3.05	27.77	75757-5121	3.05	16.09	75757-1121	3.05	11.20	75757-1122	4.75	11.20	7.0	3.50 REF
	2	75757-6221			75757-5221			75757-1221			75757-1222				
	3	75757-6321			75757-5321			75757-1321			75757-1322				
	4	75757-6421			75757-5421			75757-1421			75757-1422				
2 x 3	1	75757-6131			75757-5131			75757-1131			75757-1132			10.5	7.00
	2	75757-6231			75757-5231			75757-1231			75757-1232				
	3	75757-6331			75757-5331			75757-1331			75757-1332				
	4	75757-6431			75757-5431			75757-1431			75757-1432				
2 x 4	1	75757-6141			75757-5141			75757-1141			75757-1142			14.0	10.50
	2	75757-6241			75757-5241			75757-1241			75757-1242				
	3	75757-6341			75757-5341			75757-1341			75757-1342				
	4	75757-6441			75757-5441			75757-1441			75757-1442				
2 x 6	1	75757-6161			75757-5161			75757-1161			75757-1162			21.0	17.50
	2	75757-6261			75757-5261			75757-1261			75757-1262				
	3	75757-6361			75757-5361			75757-1361			75757-1362				
	4	75757-6461			75757-5461			75757-1461			75757-1462				
2 x 8	1	75757-6181			75757-5181			75757-1181			75757-1182			28.0	24.50
	2	75757-6281			75757-5281			75757-1281			75757-1282				
	3	75757-6381			75757-5381			75757-1381			75757-1382				
	4	75757-6481			75757-5481			75757-1481			75757-1482				
2 x 10	1	75757-6101			75757-5101			75757-1101			75757-1102			35.0	31.50
	2	75757-6201			75757-5201			75757-1201			75757-1202				
	3	75757-6301			75757-5301			75757-1301			75757-1302				
	4	75757-6401			75757-5401			75757-1401			75757-1402				

SEE SHEET 1
EC NO: I2016-0115 2016/05/16
DRWN:BR02 2016/06/03
CHKD:
APPR:KPRASAD
DESCRIPTION
REV

QUALITY SYMBOLS
=0
=0
=0

GENERAL TOLERANCES (UNLESS SPECIFIED)

	mm	INCH
4 PLACES	± ---	± ---
3 PLACES	± ---	± ---
2 PLACES	± 0.13	± ---
1 PLACE	± 0.25	± ---
0 PLACE	±	±
ANGULAR ±1/2°		

DRAFT WHERE APPLICABLE MUST REMAIN WITHIN DIMENSIONS

DIMENSION STYLE: MM ONLY
SCALE: 1:1
DESIGN UNITS: METRIC
THIRD ANGLE PROJECTION

DRAWN BY	TMCCLELL	DATE 1/18/05
CHECKED BY	TMCCLELL	DATE 1/18/05
APPROVED BY	BANAKIS	DATE 1/18/05

TITLE: MX150 DUAL ROW UNSHROUDED VERTICAL HEADER ASSEMBLY

molex

MATERIAL NO.: SEE CHART
DOCUMENT NO.: SD-75757-002
SHEET NO.: 2 OF 2
SIZE: A2

THIS DRAWING CONTAINS INFORMATION THAT IS PROPRIETARY TO MOLEX INCORPORATED AND SHOULD NOT BE USED WITHOUT WRITTEN PERMISSION

tb_frame_A2_P_AM_T
Rev. G 2012/01/11