

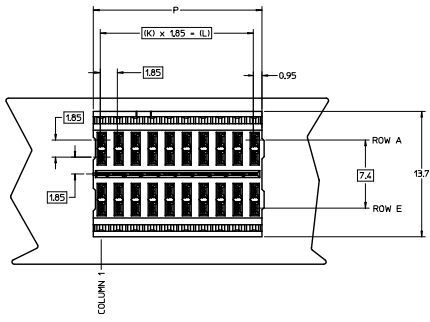
## Excellent Integrated System Limited

Stocking Distributor

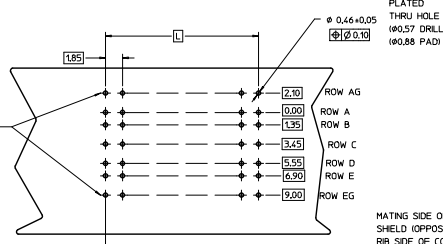
Click to view price, real time Inventory, Delivery & Lifecycle Information:

[Molex Connector Corporation](#)  
[0758270103](#)

For any questions, you can email us directly:  
[sales@integrated-circuit.com](mailto:sales@integrated-circuit.com)

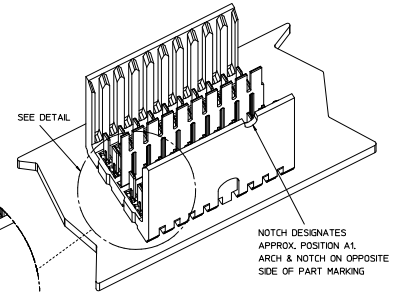


ROWS AG & EG RECOMMENDED FOR ALL APPLICATIONS. THESE ROWS SHOULD BE CONNECTED TO GROUND.



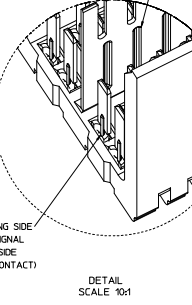
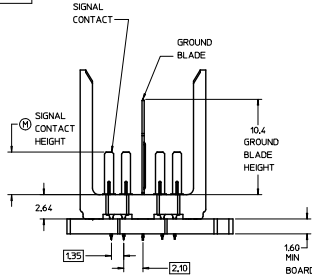
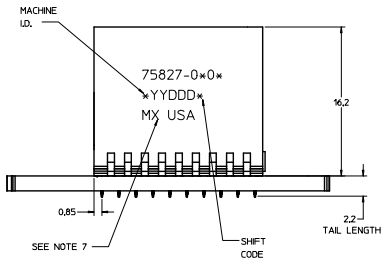
BACKPLANE HOLE PATTERN (COMPONENT SIDE 10-POSITION SHOWN)

PLATED THRU HOLE (Ø0.57 DRILL) (Ø0.88 PAD)



NOTCH DESIGNATES APPROX. POSITION A1. ARCH & NOTCH ON OPPOSITE SIDE OF PART MARKING

THE PRIMARY CARTON WITH A LABEL STATING "ELV AND RoHS COMPLIANT" IS LEAD FREE. CARTONS WITHOUT THIS LABEL MAY CONTAIN LEAD.



DETAIL SCALE 10:1

LEAD-FREE PLATING

- NOTES:
- MATERIAL: HOUSING - LIQUID CRYSTAL POLYMER (LCP) GLASS-FILLED, UL 94V-0, COLOR - GRAY, SIGNAL CONTACT AND GROUND BLADE - HIGH PERFORMANCE COPPER ALLOY.
  - FINISHES: SELECTIVE GOLD (Au) ON CONTACT AREA, SELECTIVE MATTE TIN (Sn) ON PCB TAILS, NICKEL (Ni) OVERALL.
  - THIS PART CONFORMS TO MOLEX PRODUCT SPECIFICATION PS-75221-999.
  - FOR MIXED CONTACT MATING LENGTHS CONSULT MOLEX FOR AVAILABILITY. CONTACT PAIRS MUST BE THE SAME LENGTH.
  - FOR SPECIFIC PART NUMBER AND MATING INFORMATION PLEASE REFER TO CHART.
  - PACKAGE PER PK-70873-5058.
  - EITHER MARK PART NUMBER AND DATE CODE APPROXIMATELY WHERE SHOWN OR PLACE A LABEL ON THE TUBE.
  - THESE PARTS CONFORM TO MOLEX COSMETIC SPECIFICATION PS-45499-002 CLASS B.
  - MAPS (MOLEX ADVANCED PLATING SYSTEM).

75827-\*\*\*0\*

PIN LENGTH DIM "M"	GOLD (Au) THICKNESS micrometers
0-3.55 mm	0.25 (MAPS)
1-4.55 mm	
2-5.55 mm	
3-3.55 mm	0.76
4-4.55 mm	
5-5.55 mm	
7-3.55 mm	
8-4.55 mm	1.27
9-5.55 mm	

ASSY PART NO.	K	L	P	TOTAL NO. OF DIFFERENTIAL PAIRS
75827-050*	4	7.40	9.10	10
75827-010*	9	16.65	18.35	20
75827-020*	24	44.40	46.10	50

REV. TO LEADFREE	QUALITY SYMBOLS	GENERAL TOLERANCES (UNLESS SPECIFIED)		DIMENSION STYLE		SCALE	DESIGN UNITS	THIRD ANGLE PROJECTION
		mm	INCH	MM ONLY	DATE			
REV. 01	▽=0	4 PLACES ±	±	MARTIN	2005/06/28	5:1	METRIC	GBX 2-PAIR, LF OPEN END BACKPLANE SALES ASSEMBLY
REV. 02	▽=0	3 PLACES ±	±	CRECORS BY	DATE			
REV. 03	▽=0	2 PLACES ±	±	JMYCZEK	2005/06/28			
REV. 04	▽=0	1 PLACE ±	±	APPROVED BY	DATE			
REV. 05	▽=0	0 PLACE ±	±	SREED	2005/06/28			
		ANGULAR ±1/2°		MATERIAL NO.		DOCUMENT NO.		SHEET NO.
		DRAFT WHERE APPLICABLE MUST REMAIN WITHIN DIMENSIONS		SEE TABLE		SD-75827-010		1 OF 1
				SIZE D		THIS DRAWING CONTAINS INFORMATION THAT IS PROPRIETARY TO MOLEX INCORPORATED AND SHOULD NOT BE USED WITHOUT WRITTEN PERMISSION		