Excellent Integrated System Limited

Stocking Distributor

Click to view price, real time Inventory, Delivery & Lifecycle Information:

Molex Connector Corporation
0761550113

For any questions, you can email us directly:
sales@integrated-circuit.com

Distributor of Molex Connector Corporation: Excellent Integrated System Limited
Datasheet of 0761550113 - IMPACT BP 4X10 LW SN/PB
Contact us: sales@integrated-circuit.com Website: www.integrated-circuit.com

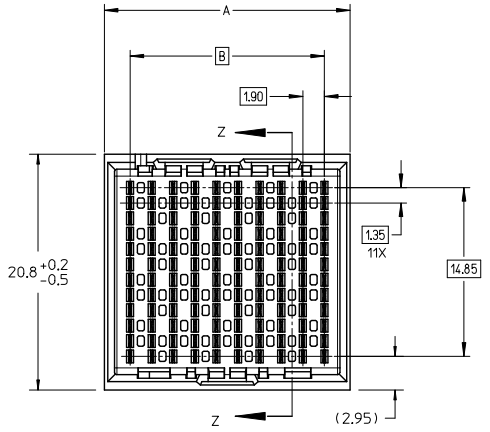

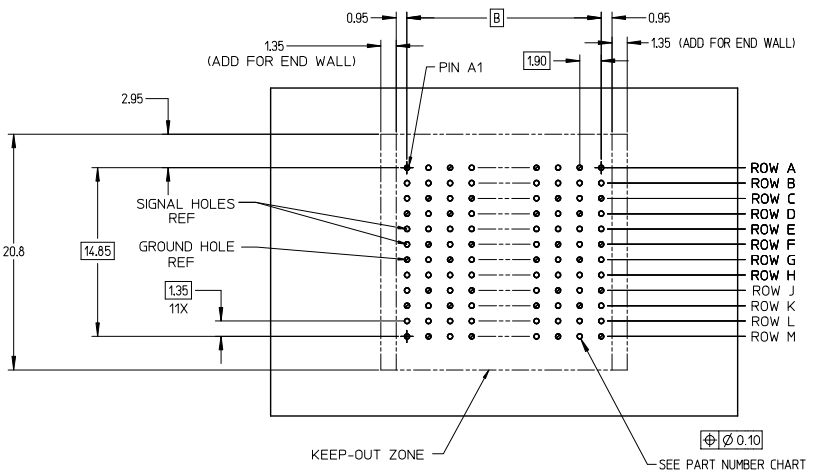

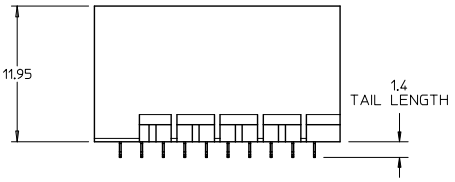

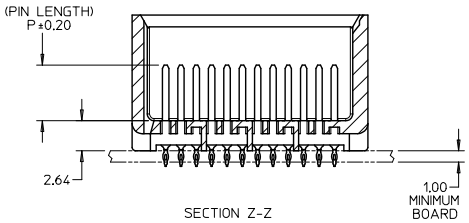

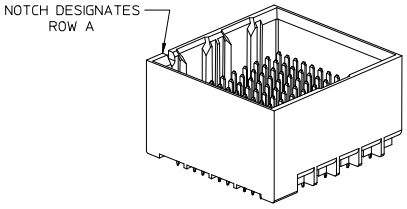

NOTES:

1. MATERIALS: HOUSING - LIQUID CRYSTAL POLYMER (LCP)
   GLASS-FILLED, UL94V-0
   TERMINALS - HIGH PERFORMANCE COPPER ALLOY
2. FINISH: 30μ MIN GOLD IN CONTACT AREA.
   SELECTIVE TIN ON PCB TAILS.
   NICKEL OVERALL.
3. REFER TO MOLEX PRODUCT SPECIFICATION PS-76060-999 FOR PERFORMANCE SPECIFICATIONS AND ADDITIONAL PCB INFORMATION.
4. THIS PART CONFORMS TO CLASS B REQUIREMENTS OF MOLEX COSMETIC SPEC PS-45499-002.
5. PARTS PACKAGED PER PK-70873-7701.
6. SEE SHEETS 2 & 3 FOR PART NUMBERS AND BOARD RELATIONSHIPS.
7. MATES WITH IMPACT DC SERIES NO. 76160.
8. REFER TO MOLEX PCB ROUTING GUIDE AS-76060-990 FOR ANTIPAD AND ROUTING RECOMMENDATIONS.
9. "THESE DIMENSIONS REPRESENT THE AREA NEEDED TO ACCOMMODATE CONNECTOR INSERTION AND REPAIR ON THE PC BOARD. THIS IS REFERRED TO AS THE "CONNECTOR KEEP OUT ZONE" AND DOES NOT REPRESENT THE ACTUAL PERIMETER OF THE CONNECTOR. WHEN LAYING OUT A PC BOARD FOR CONNECTORS STACKED TOGETHER, USE A 1.9mm PROGRESSION."

REV	DESCRIPTION	
H	CONVERT TO LEAD-FREE	
	EC NO: UCF2013-2078	2012/11/26
	DRWN:T.IBARRA	2012/12/18
	CHKD:JB INGHAM	2012/12/31
	APPR:S.MILLER	

QUALITY SYMBOLS: =0

GENERAL TOLERANCES (UNLESS SPECIFIED)	mm	INCH
4 PLACES	± ---	± ---
3 PLACES	± ---	± ---
2 PLACES	± 0.13	± ---
1 PLACE	± 0.25	± ---
0 PLACE	±	±
ANGULAR ±1/2°		

DRAFT WHERE APPLICABLE MUST REMAIN WITHIN DIMENSIONS

DIMENSION STYLE: MM ONLY	SCALE: 4:1	DESIGN UNITS: METRIC	THIRD ANGLE PROJECTION
DRAWN BY: MSANDBERG	DATE: 2007/19/07	TITLE: IMPACT 4 PAIR HEADER UNGUIDED ASSEMBLY SALES DRAWING	
CHECKED BY: JLAURX	DATE: 2007/19/07		
APPROVED BY: JLAURX	DATE: 2010/11/15	molex	
MATERIAL NO.: SEE TABLE		DOCUMENT NO.: SD-76155-001	SHEET NO.: 1 OF 3
SIZE: C	THIS DRAWING CONTAINS INFORMATION THAT IS PROPRIETARY TO MOLEX INCORPORATED AND SHOULD NOT BE USED WITHOUT WRITTEN PERMISSION		

tb_frame_C_P_AM_T
Rev. G 2012/01/11

Distributor of Molex Connector Corporation: Excellent Integrated System Limited
Datasheet of 0761550113 - IMPACT BP 4X10 LW SN/PB
Contact us: sales@integrated-circuit.com Website: www.integrated-circuit.com

PART NUMBER TABLE

MATERIAL NUMBER	# OF COLUMNS	# OF DIFF PAIR	DIM "A"	DIM "B"	
76155-*32*	6	24	14.1	9.50	DUAL END WALL OPTION
76155-*82*	8	32	17.9	13.30	
76155-*12*	10	40	21.7	17.10	
76155-*62*	16	64	33.1	28.50	

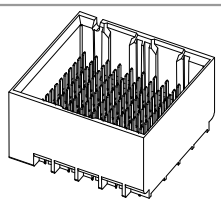

DUAL END WALL OPTION

MATERIAL NUMBER	# OF COLUMNS	# OF DIFF PAIR	DIM "A"	DIM "B"	
76155-*31*	6	24	12.7	9.50	LEFT END WALL OPTION
76155-*81*	8	32	16.5	13.30	
76155-*11*	10	40	20.3	17.10	
76155-*61*	16	64	31.7	28.50	

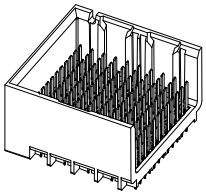

LEFT END WALL OPTION

MATERIAL NUMBER	# OF COLUMNS	# OF DIFF PAIR	DIM "A"	DIM "B"	
76155-*33*	6	24	12.7	9.50	RIGHT END WALL OPTION
76155-*83*	8	32	16.5	13.30	
76155-*13*	10	40	20.3	17.10	
76155-*63*	16	64	31.7	28.50	

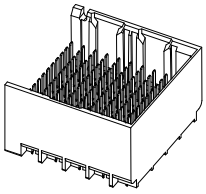

RIGHT END WALL OPTION

MATERIAL NUMBER	# OF COLUMNS	# OF DIFF PAIR	DIM "A"	DIM "B"	
76155-*30*	6	24	11.3	9.50	OPEN WALL OPTION
76155-*80*	8	32	15.1	13.30	
76155-*10*	10	40	18.9	17.10	
76155-*60*	16	64	30.4	28.50	

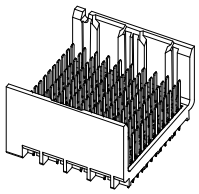

OPEN WALL OPTION

PART NUMBER LOGIC

76155-****

MODULE TYPE
1 = UNGUIDED,TIN

# OF COLUMNS
1 = 10 COL
3 = 6 COL
6 = 16 COL
8 = 8 COL

END WALL OPTIONS
0 = OPEN ENDS
1 = LEFT END WALL
2 = DUAL END WALL
3 = RIGHT END WALL

PIN LENGTH (P)
3 = 4.50 (SHORT COMPLIANT, 0.46±0.05 PTH)
4 = 4.90 (SHORT COMPLIANT, 0.46±0.05 PTH)
5 = 5.50 (SHORT COMPLIANT, 0.46±0.05 PTH)
6 = 4.50 (MICRO COMPLIANT, 0.39±0.05 PTH)
7 = 4.90 (MICRO COMPLIANT, 0.39±0.05 PTH)
8 = 5.50 (MICRO COMPLIANT, 0.39±0.05 PTH)

SEE SHEET 1
EC NO: UCP2013-2078 2012/11/26
DRWN:T IBARRA 2012/12/18
CH'KD:JB INGHAM 2012/12/31
APPR:SMILLER
DESCRIPTION
REV

QUALITY SYMBOLS
=0
=0
=0

GENERAL TOLERANCES (UNLESS SPECIFIED)

	mm	INCH
4 PLACES	±---	±---
3 PLACES	±---	±---
2 PLACES	±0.13	±---
1 PLACE	±0.25	±---
0 PLACE	±	±
ANGULAR ±1/2°		

DRAFT WHERE APPLICABLE MUST REMAIN WITHIN DIMENSIONS

DIMENSION STYLE: MM ONLY
SCALE: 2.5:1
DESIGN UNITS: METRIC
THIRD ANGLE PROJECTION

DRAWN BY: MSANDBERG DATE: 2007/19/07
CHECKED BY: JLAURX DATE: 2007/19/07
APPROVED BY: JLAURX DATE: 2010/11/15

TITLE: IMPACT 4 PAIR HEADER UNGUIDED ASSEMBLY SALES DRAWING

molex

MATERIAL NO.: SEE TABLE
DOCUMENT NO.: SD-76155-001
SHEET NO.: 2 OF 3
SIZE: C

THIS DRAWING CONTAINS INFORMATION THAT IS PROPRIETARY TO MOLEX INCORPORATED AND SHOULD NOT BE USED WITHOUT WRITTEN PERMISSION

tb_frame_C_P_AM_T
Rev. G 2012/01/11

Distributor of Molex Connector Corporation: Excellent Integrated System Limited
Datasheet of 0761550113 - IMPACT BP 4X10 LW SN/PB
Contact us: sales@integrated-circuit.com Website: www.integrated-circuit.com

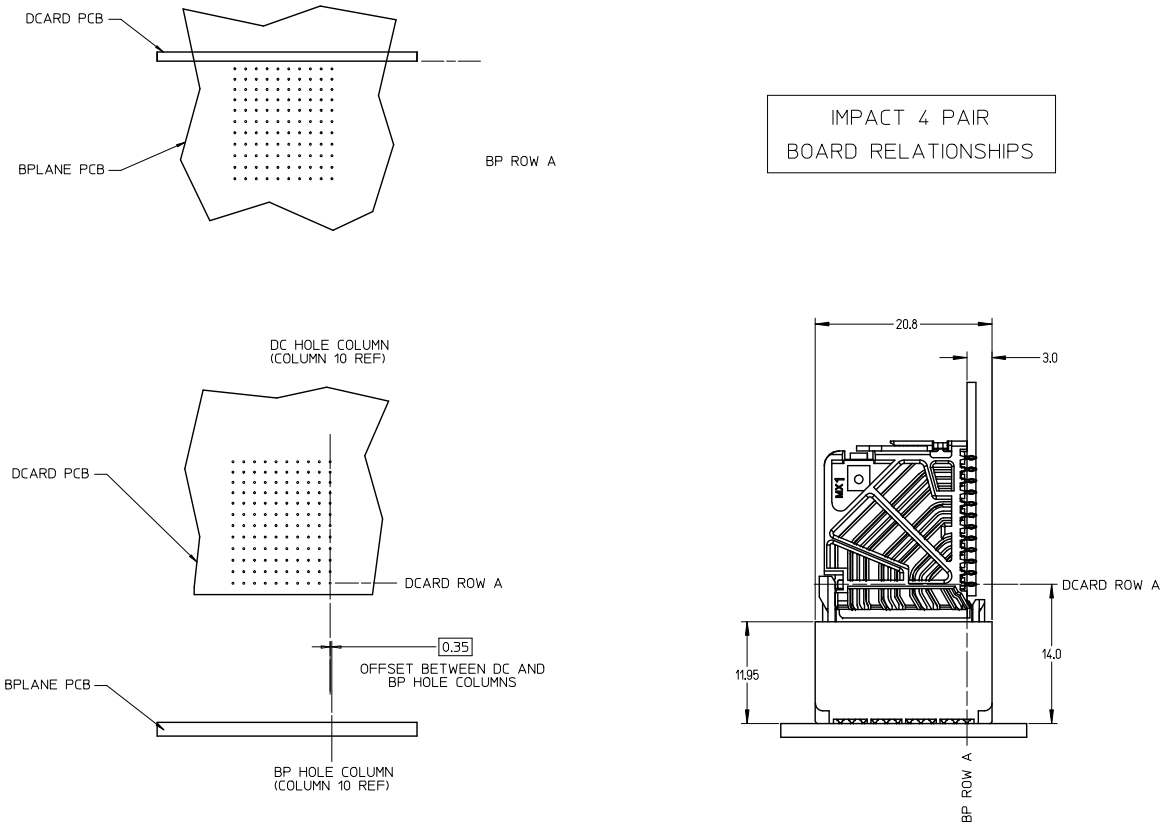

SEE SHEET 1 EC NO: UCP2013-2078 DRWN:T IBARRA 2012/11/26 CH'KD:JB INGHAM 2012/12/18 APPR:S MILLER 2012/12/31 DESCRIPTION REV	QUALITY SYMBOLS =0 =0 =0	GENERAL TOLERANCES (UNLESS SPECIFIED) mm / INCH 4 PLACES ±--- / ±--- 3 PLACES ±--- / ±--- 2 PLACES ±0.13 / ±--- 1 PLACE ±0.25 / ±--- 0 PLACE ± / ± ANGULAR ±1/2° DRAFT WHERE APPLICABLE MUST REMAIN WITHIN DIMENSIONS	DIMENSION STYLE MM ONLY DRAWN BY MSANDBERG DATE 2007/19/07 CHECKED BY JLAURX DATE 2007/19/07 APPROVED BY JLAURX DATE 2010/11/15 MATERIAL NO. SEE TABLE	SCALE 3:1 DESIGN UNITS METRIC THIRD ANGLE PROJECTION TITLE IMPACT 4 PAIR HEADER UNGUIDED ASSEMBLY SALES DRAWING molex DOCUMENT NO. SD-76155-001 SHEET NO. 3 OF 3	SIZE C	THIS DRAWING CONTAINS INFORMATION THAT IS PROPRIETARY TO MOLEX INCORPORATED AND SHOULD NOT BE USED WITHOUT WRITTEN PERMISSION

tb_frame_C_P_AM_T
Rev. G 2012/01/11